

THIS IS A PUBLIC ANNOUNCEMENT FOR INFORMATION PURPOSES ONLY AND IS NOT A PROSPECTUS ANNOUNCEMENT AND DOES NOT CONSTITUTE AN INVITATION OR OFFER TO ACQUIRE, PURCHASE OR SUBSCRIBE TO SECURITIES. NOT FOR RELEASE, PUBLICATION OR DISTRIBUTION DIRECTLY OR INDIRECTLY OUTSIDE INDIA. INITIAL PUBLIC OFFERING OF EQUITY SHARES ON THE MAIN BOARD OF BSE LIMITED ("BSE") AND NATIONAL STOCK EXCHANGE OF INDIA LIMITED ("NSE") AND TOGETHER WITH BSE, THE "STOCK EXCHANGES") IN COMPLIANCE WITH CHAPTER II OF THE SECURITIES AND EXCHANGE BOARD OF INDIA (ISSUE OF CAPITAL AND DISCLOSURE REQUIREMENTS) REGULATIONS, 2018, AS AMENDED ("SEBI ICDR REGULATIONS").



(Please scan the QR code to view the RHP)



LENSKART SOLUTIONS LIMITED

Our Company was originally incorporated as 'Valyoo Technologies Private Limited', as a private limited company under the Companies Act, 1956, pursuant to a certificate of incorporation dated May 19, 2008, issued by the Registrar of Companies, National Capital Territory of Delhi and Haryana at New Delhi. Thereafter, the name of our Company was changed to 'Lenskart Solutions Private Limited' pursuant to a fresh certificate of incorporation dated May 19, 2015, issued by the Registrar of Companies, Delhi and Haryana, at New Delhi (the "RoC"). Subsequently, our Company was converted to a public limited company and the name of our Company changed to 'Lenskart Solutions Limited' pursuant to a resolution passed by our Board on May 21, 2025, and resolution passed by our Shareholders on May 30, 2025, and a fresh certificate of incorporation dated June 16, 2025, was issued by the RoC. For details in relation to the changes in registered office address of our Company, see "History and Certain Corporate Matters - Changes in the registered office of our Company" on page 344 of the Red Herring Prospectus dated October 25, 2025 filed with the RoC (the "Red Herring Prospectus" or "RHP").

Registered Office: Plot No. 151, Okhla Industrial Estate, Phase III, New Delhi – 110 020, Delhi, India; Corporate Office: Ground Floor Vipul Tech Square, Golf Course Road Sector 43, DLF QE, Gurugram – 122 009, Haryana, India; Corporate Identity Number: U33100DL2008PLC178355

Contact Person: Preeti Gupta, Company Secretary and Chief Compliance Officer; Tel.: +91 124 429 3191; E-mail: compliance.officer@lenskart.com; Website: www.lenskart.com

PROMOTERS OF OUR COMPANY: PEYUSH BANSAL, NEHA BANSAL, AMIT CHAUDHARY AND SUMEET KAPAH

INITIAL PUBLIC OFFERING OF UP TO [●] EQUITY SHARES OF FACE VALUE OF ₹2 EACH ("EQUITY SHARES") OF LENSKART SOLUTIONS LIMITED (OUR "COMPANY" OR THE "ISSUER") FOR CASH AT A PRICE OF ₹[●] PER EQUITY SHARE OF FACE VALUE OF ₹2 EACH (INCLUDING A SHARE PREMIUM OF ₹ [●] PER EQUITY SHARE) ("OFFER PRICE"), AGGREGATING UP TO ₹[●] MILLION COMPRISING A FRESH ISSUE OF UP TO [●] EQUITY SHARES OF FACE VALUE OF ₹2 EACH, AGGREGATING UP TO ₹ 21,500.00 MILLION BY OUR COMPANY ("FRESH ISSUE") AND AN OFFER FOR SALE OF UP TO 127,562,573 EQUITY SHARES OF FACE VALUE OF ₹2 EACH, AGGREGATING UP TO ₹ [●] MILLION ("OFFERED SHARES") BY CERTAIN SHAREHOLDERS ("SELLING SHAREHOLDERS") (SUCH SALE, THE "OFFER FOR SALE", AND TOGETHER WITH THE FRESH ISSUE, THE "OFFER"). FOR A COMPLETE LIST OF SELLING SHAREHOLDERS, SEE "THE OFFER" ON PAGE 114 OF THE RHP.

THE OFFER INCLUDES A RESERVATION OF UP TO [●] EQUITY SHARES OF FACE VALUE OF ₹2 EACH, AGGREGATING UP TO ₹150.00 MILLION (CONSTITUTING UP TO [●]% OF THE POST-OFFER PAID-UP EQUITY SHARE CAPITAL, FOR SUBSCRIPTION BY ELIGIBLE EMPLOYEES ("EMPLOYEE RESERVATION PORTION"). THE OFFER LESS THE EMPLOYEE RESERVATION PORTION IS HEREINAFTER REFERRED TO AS THE "NET OFFER". THE OFFER AND THE NET OFFER SHALL CONSTITUTE [●]% AND [●]% OF THE POST-OFFER PAID-UP EQUITY SHARE CAPITAL OF OUR COMPANY, RESPECTIVELY. THE FACE VALUE OF EQUITY SHARES IS ₹2 EACH. THE OFFER PRICE IS [●] TIMES THE FACE VALUE OF THE EQUITY SHARES.

DETAILS OF THE OFFER FOR SALE OF THE TOP 10 SELLING SHAREHOLDERS AND THEIR WEIGHTED AVERAGE COST OF ACQUISITION				
NAME OF THE SELLING SHAREHOLDER**	TYPE	NUMBER OF EQUITY SHARES OFFERED / AMOUNT (IN ₹ MILLION)		WEIGHTED AVERAGE COST OF ACQUISITION PER EQUITY SHARE (IN ₹)*
Peyush Bansal	Promoter Selling Shareholder	Up to 20,488,978 Equity Shares of face value of ₹2 each aggregating up to ₹[●] million		18.60
Neha Bansal	Promoter Selling Shareholder	Up to 1,010,546 Equity Shares of face value of ₹2 each aggregating up to ₹[●] million		7.60
Amit Chaudhary	Promoter Selling Shareholder	Up to 2,868,457 Equity Shares of face value of ₹2 each aggregating up to ₹[●] million		8.16
Sumeet Kapahi	Promoter Selling Shareholder	Up to 2,868,457 Equity Shares of face value of ₹2 each aggregating up to ₹[●] million		8.11
SVF II Lightbulb (Cayman) Limited	Investor Selling Shareholder	Up to 25,518,098 Equity Shares of face value of ₹2 each aggregating up to ₹[●] million		74.26
Schrodgers Capital Private Equity Asia Mauritius Limited	Investor Selling Shareholder	Up to 19,064,344 Equity Shares of face value of ₹2 each aggregating up to ₹[●] million		40.90
PI Opportunities Fund - II	Investor Selling Shareholder	Up to 8,701,817 Equity Shares of face value of ₹2 each aggregating up to ₹[●] million		24.14
MacRitchie Investments Pte. Ltd.	Investor Selling Shareholder	Up to 7,858,841 Equity Shares of face value of ₹2 each aggregating up to ₹[●] million		97.75
Kedaara Capital Fund II LLP	Investor Selling Shareholder	Up to 7,360,340 Equity Shares of face value of ₹2 each aggregating up to ₹[●] million		74.99
Alpha Wave Ventures LP	Investor Selling Shareholder	Up to 6,664,179 Equity Shares of face value of ₹2 each aggregating up to ₹[●] million		105.92

*As certified by A D M S & Co, Chartered Accountants, (FRN: 014626C), by way of their certificate dated October 25, 2025.

**For remaining Selling Shareholders and further details, see "Summary of the Offer Document" and "The Offer" beginning on pages 28 and 114 of the RHP, respectively.

PRICE BAND: ₹382 TO ₹402 PER EQUITY SHARE OF FACE VALUE OF ₹2 EACH.
THE FLOOR PRICE IS 191 TIMES OF THE FACE VALUE OF THE EQUITY SHARES AND THE CAP PRICE IS 201 TIMES OF THE FACE VALUE OF THE EQUITY SHARES.
THE PRICE TO EARNINGS RATIO BASED ON DILUTED EPS FOR FISCAL 2025 AT THE UPPER END OF THE PRICE BAND IS 228.41 TIMES AND AT THE LOWER END OF THE PRICE BAND IS 217.05 TIMES AS COMPARED TO P/E RATIO OF NIFTY 50 AS OF OCTOBER 24, 2025 OF 22.67
WEIGHTED AVERAGE RETURN ON NET WORTH FOR FINANCIAL YEARS 2025, 2024 AND 2023 IS 2.11%.
BIDS CAN BE MADE FOR A MINIMUM OF 37 EQUITY SHARES AND IN MULTIPLES OF 37 EQUITY SHARES THEREAFTER.

BID/OFFER PERIOD	ANCHOR INVESTOR BID/OFFER PERIOD: THURSDAY, OCTOBER 30, 2025
	BID/OFFER OPENS ON FRIDAY, OCTOBER 31, 2025
	BID/OFFER CLOSSES ON TUESDAY, NOVEMBER 4, 2025 [#]

[#]The UPI mandate end time and date shall be at 5:00 p.m. on Bid/Offer Closing Date.

We are a technology-driven eyewear company with integrated operations spanning designing, manufacturing, branding and retailing of eyewear products. We primarily sell prescription eyeglasses, sunglasses, and other products such as contact lenses and eyewear accessories, under multiple brands and sub-brands.
The Offer is being made through the Book Building Process in accordance with Regulation 6(2) of the SEBI ICDR Regulations.
The Equity Shares will get listed on the main board of NSE and BSE. NSE shall be the Designated Stock Exchange.
QIB Portion: Not less than 75% of the Net Offer Non-Institutional Investor Portion: Not more than 15% of the Net Offer Retail Portion: Not more than 10% of the Net Offer
Employee Reservation Portion: Up to [●] Equity Shares of face value of ₹2 each aggregating up to ₹150.00 million.
A discount of ₹19 per Equity Share is being offered to Eligible Employees bidding in the Employee Reservation Portion.
IN MAKING AN INVESTMENT DECISION, POTENTIAL INVESTORS MUST ONLY RELY ON THE INFORMATION INCLUDED IN THE RED HERRING PROSPECTUS AND THE TERMS OF THE OFFER, INCLUDING THE RISKS INVOLVED AND NOT RELY ON ANY OTHER EXTERNAL SOURCES OF INFORMATION ABOUT THE OFFER AVAILABLE IN ANY MANNER. IN RELATION TO PRICE BAND, POTENTIAL INVESTORS SHOULD ONLY REFER TO THIS PRICE BAND ADVERTISEMENT FOR THE OFFER AND SHOULD NOT RELY ON ANY MEDIA ARTICLES / REPORTS IN RELATION TO THE VALUATION OF THE COMPANY AS THESE ARE NOT ENDORSED, PUBLISHED OR CONFIRMED EITHER BY THE COMPANY OR THE BRLMS.
In accordance with the recommendation of committee of Independent Directors of our Company, pursuant to the resolution dated October 25, 2025, the above provided price band is justified based on quantitative factors/KPIs disclosed in the "Basis for Offer Price" section on page 222 of the RHP vis-a-vis the weighted average cost of acquisition ("WACA") of primary and secondary transaction(s) as applicable, disclosed in the "Basis for Offer Price" on page 222 of the RHP and provided below in the advertisement.

RISK TO INVESTORS

For details, refer to the "Risk Factors" section on page 64 of the RHP.

1. **Concentration risk across production and logistics in Bhiwadi and Gurugram facilities:** We operate a hub-and-spoke model for manufacturing, where almost all single-vision, bifocal and progressive lenses (excluding lenses manufactured at our international facilities) are cut, edged, coated and matched to frames at our two manufacturing facilities located at Bhiwadi, Rajasthan and Gurugram, Haryana within the broader Gurugram industrial cluster across the states of Haryana and Rajasthan, following which finished eyeglasses are dispatched to our stores and e-commerce fulfilment centres across India and to overseas jurisdictions. Our reliance on manufacturing facilities located in the Gurugram industrial cluster across the states of Haryana and Rajasthan (which are our Bhiwadi and Gurugram facilities) exposes us to concentration risks across production and logistics. Set out below are the details:
- | Location of manufacturing facility | For the three months ended June 30, | | | | For the Financial Year ended March 31, | | | | | |
|------------------------------------|-------------------------------------|---|------------------------------|---|--|---|------------------------------|---|------------------------------|---|
| | 2025 | | 2024 | | 2025 | | 2024 | | 2023 | |
| | Actual production (in units) | (% of total production across owned manufacturing facilities) | Actual production (in units) | (% of total production across owned manufacturing facilities) | Actual production (in units) | (% of total production across owned manufacturing facilities) | Actual production (in units) | (% of total production across owned manufacturing facilities) | Actual production (in units) | (% of total production across owned manufacturing facilities) |
| Gurugram, Haryana | 1,248,488 | 31.75% | 1,174,022 | 40.23% | 5,209,089 | 39.59% | 5,661,085 | 56.14% | 6,655,311 | 92.84% |
| Bhiwadi, Rajasthan | 2,621,726 | 66.67% | 1,707,909 | 58.52% | 7,748,642 | 58.90% | 4,306,995 | 42.71% | 437,876 | 6.11% |
| Others* | 62,079 | 1.58% | 36,497 | 1.25% | 198,845 | 1.51% | 116,156 | 1.15% | 75,158 | 1.05% |
| Total | 3,932,293 | 100.00% | 2,918,428 | 100.00% | 13,156,576 | 100.00% | 10,084,236 | 100.00% | 7,168,345 | 100.00% |
- *Others comprises our Singapore and Dubai manufacturing facilities.
2. **Risks related to sourcing of raw materials and manufacturing operations in the People's Republic of China:** We source some of our raw materials and frames from the People's Republic of China (the "PRC"), where we also operate a manufacturing facility through Baofeng Framekart Technology Limited, our Joint Venture. The table below sets out details of our direct imports from the PRC:
- | Particulars | For the three months ended June 30, | | | | For the Financial Year ended March 31, | | | | | |
|---|-------------------------------------|----------------------|----------------|----------------------|--|----------------------|----------------|----------------------|----------------|----------------------|
| | 2025 | | 2024 | | 2025 | | 2024 | | 2023 | |
| | (₹ in million) | % of total purchases | (₹ in million) | % of total purchases | (₹ in million) | % of total purchases | (₹ in million) | % of total purchases | (₹ in million) | % of total purchases |
| Direct imports from the PRC | 3,547.49 | 53.38% | 1,746.30 | 40.93% | 10,624.33 | 42.21% | 7,699.71 | 41.09% | 8,682.22 | 54.15% |
| Direct purchases from other countries (including India) | 3,098.83 | 46.62% | 2,519.91 | 59.07% | 14,543.52 | 57.79% | 11,039.58 | 58.91% | 7,350.39 | 45.85% |

We are exposed to risks related to our imports and manufacturing operations in the PRC, which could adversely affect our reputation, brand perception, customer loyalty, and business.

Continued on next page...

...continued from previous page.

3. **Our Company has incurred losses in the past. The Offer is being made through the Book Building Process in accordance with Regulation 6(2) of the SEBI ICDR Regulations.**
4. **Capacity utilization related risk:** An inability to maintain or improve our capacity utilization levels at our manufacturing facilities could have an adverse effect on our business. The following table sets forth our capacity utilization:

Capacity utilization	For the three months ended June 30,		For the Financial Year ended March 31,		
	2025	2024	2025	2024	2023
Installed Capacity (in units) ⁽¹⁾	7,137,000	6,580,000	27,451,000	21,966,000	15,198,000
Actual Production (in units)	3,932,293	2,918,428	13,156,576	10,084,236	7,168,345
Capacity Utilization (in %) ⁽²⁾	55.10%	44.35%	47.93%	45.91%	47.17%

Notes:

⁽¹⁾ Annual Installed Capacity: The annual installed capacity of a manufacturing plant is the maximum amount of production that a company can achieve in a year, assuming that all machines are running at full speed, 365 days a year. It is determined after taking into account the product mix and cycle time and can be produced in the specific production line. The installed capacity for each Fiscal Year is adjusted on account of the addition of capacity during the year. The capacity utilization for the three months ended June 30, 2025 and June 30, 2024 is calculated by considering effective capacity as one-fourth of annual capacity.

⁽²⁾ Capacity Utilization: Capacity utilization has been calculated based on actual production made during the relevant fiscal year/ period, divided by the annual installed capacity of relevant manufacturing facilities as of the end of the relevant fiscal year/ period.

5. **Requests for information from the Enforcement Directorate:** The Directorate of Enforcement, Gurugram (the "ED"), has initiated an inquiry into procedural delays in our filings on the IDPMS and EPDMS portals by a show cause notice dated July 25, 2022 to our Company, under section 37 of the Foreign Exchange Management Act, 1999 ("FEMA"). Furthermore, our Company requires a no-objection certificate ("NOC") from the ED to undertake any overseas direct investment ("ODI"). Our Company is actively pursuing the necessary legal steps and has submitted several applications requesting the ED to issue an NOC in our favour. The ED, through its order dated November 18, 2023 directed our Company to provide further information and documents. Further, via the said order dated November 18, 2023, the ED directed the Company to provide further information/documents, to which our Company has responded vide letter dated January 9, 2024. Further, our Company received an e-mail correspondence from the ED dated May 7, 2025, to which our Company has furnished the requisite documents to the ED on May 13, 2025.
6. **Supply of raw materials risk:** We source raw materials such as blank and powered lenses, certain types of frames, eyeglass cases, packaging materials and consumables from third-party suppliers for the manufacture of our eyewear products, along with raw materials for the manufacturing of frames, such as metal wires, acetate sheets and transparent resin granules. Set out below are details of our cost of raw materials consumed, total expenses and cost of raw materials consumed as a percentage of total expenses:

Particulars	For the three months ended June 30,		For the Financial Year ended March 31,		
	2025	2024	2025	2024	2023
	(₹ in million, unless otherwise stated)				
Cost of raw materials consumed (A)	4,673.39	3,639.94	16,229.74	14,092.21	10,618.14
Total expenses (B)	18,365.80	15,606.22	66,194.78	55,495.94	40,250.74
Cost of raw materials consumed as % of total expenses (%) (A)/(B)	25.45%	23.32%	24.52%	25.39%	26.38%

Any delays, interruptions or reduction in the supply of raw materials to manufacture our prescription eyeglasses or fluctuations in the prices of our raw materials could adversely affect our business, results of operations, financial condition and cash flows.

7. **Risks associated to greenfield manufacturing facility in Hyderabad, Telangana:** We have entered into a non-binding memorandum of understanding dated December 8, 2024 ("MOU") with the Government of Telangana ("GoT") for setting up a greenfield manufacturing facility for optical glasses with an investment of ₹15,000 million by us, and certain incentives and support from the GoT. These incentives include subsidies and reimbursements subject to certain conditions and limitations. The MOU is also non-binding in nature and may be amended by mutual agreement between parties. We cannot assure you that we will be able to avail of the full benefits of the incentives as envisaged.
8. **Eyewear industry in India is largely unorganized:** The eyewear industry in India is largely unorganized, which exposes us to competition from a fragmented base of smaller retailers and may affect our business. According to the Redseer Report, approximately 77% of prescription eyewear sales in India by value are catered to by the unorganized sector, with organized players accounting for the balance ~23% as of Financial Year 2025. The unorganized sector comprises numerous small, independent retailers with lower cost structures and flexible pricing, which may limit the ability of organized players to increase prices, gain market share, or deliver standardized customer experiences.
9. **Stores related risk:** The location, size and performance of our retail store network component of our omnichannel retail network are critical to our success. Our retail store network is a key driver of our revenue growth, customer acquisition, and customer loyalty. Our ability to open and operate new stores depends on several factors, including the availability of suitable locations, acceptable rental costs, regulatory approvals, competitive dynamics, customer preferences, and overall economic conditions.

Set out below are details of our new store openings and store closures:

Particulars	For the three months ended June 30,		For the Financial Year ended March 31,		
	2025	2024	2025	2024	2023
Number of stores at the start of the Financial Year / period	2,723	2,389	2,389	1,959	1,508
Number of new stores opened	100	70	445*	489*	518*
Number of store closures***	17	24	111	59	67
Number of stores at the end of the Financial Year / period**	2,806	2,435	2,723	2,389	1,959

*Number of new stores opened includes stores acquired in the Financial Year 2023 pursuant to our acquisition of Owndays.

**Number of stores as of March 31, 2024 and 2023 is set out on a pro forma basis to illustrate the effect of the Dealskart Acquisition.

***Store closures were primarily due to (i) the closure of certain malls and commercial establishments by government authorities on account of several reasons, e.g. to facilitate nearby infrastructure development, such as flyover construction; (ii) closures initiated by franchisee partners, with certain stores subsequently converted into COCO stores; and (iii) relocation of stores due to strategic reasons.

We offer our eyewear products through our online channel and through our retail store networks across 14 countries, which as of June 30, 2025. Set out below is a breakdown of our global store network by country or region, as of the dates indicated:

Particulars	As of June 30,		As of March 31,		
	2025	2024	2025	2024	2023
India (A)	2,137	1,816	2,067	1,785	1,416
Comprising					
Metro cities ⁽¹⁾	928	809	900	791	656
Tier-1 cities ⁽²⁾	491	395	469	385	277
Tier-2 towns and cities and beyond ⁽³⁾	718	612	698	609	483
Japan (B)	272	263	267	259	232
Southeast Asia* (C)	258	231	251	229	214
Middle East** (D)	39	32	39	28	17
Others*** (E)	100	93	99	88	80
Total (A+B+C+D+E)	2,806	2,435	2,723	2,389	1,959

⁽¹⁾Includes Delhi/NCR (includes New Delhi, Gurugram, Ghaziabad, Noida, and Faridabad), Hyderabad, Ahmedabad, Bengaluru, Pune, Mumbai, Chennai and Kolkata.

⁽²⁾Includes Lucknow, Raipur, Patna, Jaipur, Ranchi, Surat, Jammu, Madurai, Chandigarh, Rajkot, Nagpur, Hubli, Coimbatore, Bhubaneswar, Mangalore, Jodhpur, Gwalior, Tiruchirappalli, Indore, Visakhapatnam, Dehradun, Aurangabad, Rajahmundry, Nashik, Vadodara, Belgaum, Udaipur, Gorakhpur, Agra, Vijayawada, Jabalpur, Siliguri, Kolhapur, Bhopal, Goa, Varanasi, Bareilly, Dhanbad, Gaya

⁽³⁾Includes cities other than metro cities and Tier 1 cities

* Southeast Asia comprises Singapore, Thailand, Indonesia, Philippines, Vietnam, Malaysia, and Cambodia.

** The Middle East comprises the United Arab Emirates and the Kingdom of Saudi Arabia.

*** Others comprise Taiwan, Hong Kong and Australia.

Our global operations expose us to management, legal, tax, political, economic and foreign exchange risks.

10. **FOFO and COFO stores related risk:** We do not exercise complete operational or financial control over our franchisee-operated retail stores. As a result, franchisees may take actions that are inconsistent with our brand standards, operational policies, or strategic objectives. Our franchise arrangements are through a combination of franchise-owned and franchise-operated ("FoFo"), and company-owned and franchise-operated ("CoFo") stores. The table below sets out our retail store network by franchisee and CoFo stores (in India and in international markets), as of the dates indicated:

Particulars	For the three months ended June 30,				As of March 31,					
	2025		2024		2025		2024		2023	
	Number of retail stores	% of total retail stores	Num-ber of retail stores	% of total retail stores	Num-ber of retail stores	% of total retail stores	Num-ber of retail stores	% of total retail stores	Num-ber of retail stores	% of total retail stores
Franchise stores – India										
- FoFo	306	14.32%	347	19.11%	310	11.38%	359	15.03%	369	18.81%
- CoFo	8	0.37%	8	0.44%	8	0.29%	9	0.38%	11	0.56%
Franchise stores – International										
- FoFo	158	7.39%	151	8.31%	158	5.80%	152	6.36%	143	7.30%
Total franchise stores	472	22.09%	506	27.86%	476	17.47%	520	21.77%	523	26.67%

11. **Price/Earning (P/E) ratio based on diluted EPS for Financial Year 2025 is 217.05 and 228.41 times at the lower and upper end of the Price Band.**
12. **Weighted Average Return on Net Worth for Financial Year ended 2025, 2024 and 2023 is 2.11% and return on net worth for the three months period ended June 30, 2025 is 0.97% (not annualised).**
13. **Average cost of acquisition of Equity Shares for our Promoters (also the Promoter Selling Shareholders) and Selling shareholders is as follows:**

Name	Number of Equity Shares held	Average cost of acquisition per Equity Share (in ₹)*
Promoters (also the Promoter Selling Shareholders)		
Peyush Bansal	173,222,220	18.60
Neha Bansal	128,271,184	7.60
Amit Chaudhary	16,585,630	8.16
Sumeet Kapahi	16,107,050	8.11
Investor Selling Shareholders		
Alpha Wave Ventures LP	66,184,529	105.92
Bay Capital Holdings Ltd	18,341,710	161.28
Birdseye View Holdings II Pte. Ltd.	37,071,443	163.64
Chiratae Trust	4,077,108	26.77
ECLK Innovations LLP	792,959	208.75
Epiq Capital B, L.P.	16,633,757	80.53
IDG Ventures India Fund III LLC	7,248,220	26.77
Kariba Holdings IV Mauritius	6,759,361	156.27
Kedaara Capital Fund II LLP	33,248,179	74.99
Kedaara Norfolk Holdings Limited	13,299,270	74.99
MacRitchie Investments Pte. Ltd.	81,893,360	97.75
Madison India Opportunities V VCC	9,894,996	200.81
PI Opportunities Fund – II	86,421,103	24.14
Schroders Capital Private Equity Asia Mauritius Limited	19,064,344	40.90
SVF II Lightbulb (Cayman) Limited	253,430,072	74.26
Technology Venture Fund	474,446	120.00
TR Capital II L.P	6,604,343	31.54
TR Capital III Mauritius	14,135,716	43.12
TR Capital III Mauritius II	16,652,160	43.12

*As certified by A D M S & Co, Chartered Accountants, (FRN: 014626C), by way of certificate dated October 25, 2025.

14. **Weighted Average Cost of Acquisition for all Equity Shares transacted in 1 year, 18 months and 3 years immediately preceding the RHP is as follows:**

Period	Weighted average cost of acquisition per Equity Share (in ₹)*	Cap Price is 'X' times the weighted average cost of acquisition	Range of acquisition price: per Equity Share: lowest price – highest price (in ₹)*
Last one year	55.93	7.19	Nil** - 208.75
Last 18 months	37.54	10.71	Nil** - 208.75
Last three years	40.15	10.01	Nil** - 208.75

*As certified by A D M S & Co, Chartered Accountants, (FRN: 014626C), by way of certificate dated October 25, 2025.

**Acquisition price of bonus shares have been considered as Nil.

15. **The 6 BRLMs associated with the issue have handled 81 public issues in the past three years out of which 15 issues closed below the issue price on listing date.**

Name of the BRLM	Total Issues	Issues closed Issues below IPO Price on listing date
Kotak Mahindra Capital Company Limited*	10	4
Morgan Stanley India Company Private Limited*	1	-
Avendus Capital Private Limited*	-	-
Citigroup Global Markets India Private Limited*	3	1
Axis Capital Limited*	28	5
Intensive Fiscal Services Private Limited*	3	-
Common	36	5
Total	81	15

*Issues handled where there were no common BRLMs

Continued on next page...

...continued from previous page.

Additional Information for Investors

- No pre-IPO placement has been undertaken by our Company.
- The Promoters or members of promoter group have not undertaken any transaction of shares aggregating up to 1% or more of the paid-up Equity Share capital of the Company from the DRHP filing date.
- The aggregate Equity Shareholding and percentage of the pre-Offer paid-up Equity Share capital and post-Offer Equity Shareholding, of our Promoter, members of our Promoter Group and additional top 10 Shareholders of our Company are set forth below:

No.	Pre-Offer shareholding as at the date of the Price Band			Post-Offer shareholding as at the date of Allotment ^A			
	Name of the shareholder	Number of Equity Shares*	Shareholding (in %)*	At the lower end of the price band (₹382)		At the upper end of the price band (₹402)	
				Number of Equity Shares*	Shareholding (in %)*	Number of Equity Shares*	Shareholding (in %)*
Promoters and Promoter Group							
1	Peyush Bansal	173,222,220	10.28%	152,733,242	8.77%	152,733,242	8.78%
2	Neha Bansal	128,271,184	7.61%	124,773,076	7.16%	124,773,076	7.17%
3	Amit Chaudhary	16,585,630	0.98%	13,717,173	0.79%	13,717,173	0.79%
4	Sumeet Kapahi	16,107,050	0.96%	13,238,593	0.76%	13,238,593	0.76%
5	Amit Mittal ^B	333,442	0.02%	333,442	0.02%	333,442	0.02%
6	PB LK Family Trust ^B	100	0.00%	100	0.00%	100	0.00%
7	NB LK Family Trust ^B	100	0.00%	100	0.00%	100	0.00%
Other Shareholders (Top Ten Shareholders)							
1	SVF II Lightbulb (Cayman) Limited	253,430,072	15.03%	227,911,974	13.08%	227,911,974	13.10%
2	Platinum Jasmine A 2018 Trust (acting through its trustee, Platinum Owl C 2018 RSC Limited)	209,815,438	12.45%	209,815,438	12.04%	209,815,438	12.06%

No.	Pre-Offer shareholding as at the date of the Price Band			Post-Offer shareholding as at the date of Allotment ⁴			
	Name of the shareholder	Number of Equity Shares*	Shareholding (in %)*	At the lower end of the price band (₹382)		At the upper end of the price band (₹402)	
				Number of Equity Shares*	Shareholding (in %)*	Number of Equity Shares*	Shareholding (in %)*
3	PI Opportunities Fund-II	86,421,103	5.13%	77,719,286	4.46%	77,719,286	4.47%
4	Macritchie Investments Pte. Ltd.	81,893,360	4.86%	74,034,519	4.25%	74,034,519	4.26%
5	Unilazer Alternative Ventures LLP	66,393,758	3.94%	66,393,758	3.81%	66,393,758	3.82%
6	Alpha Wave Ventures, LP	66,184,529	3.93%	59,520,350	3.42%	59,520,350	3.42%
7	Alpha Wave Ventures II, LP	64,239,111	3.81%	64,239,111	3.69%	64,239,111	3.69%
8	Steadview Capital Mauritius Limited	57,601,112	3.42%	57,601,112	3.31%	57,601,112	3.31%
9	Birdseye View Holdings II Pte. Ltd.	37,071,443	2.20%	33,338,687	1.91%	33,338,687	1.92%
10	Dove Investments Limited	34,713,792	2.06%	34,713,792	1.99%	34,713,792	2.00%

⁴Assuming all vested ESOPs as on date of the Red Herring Prospectus are exercised.

⁵Assuming full subscription in the Offer. The post-Offer shareholding details as at Allotment will be based on the actual subscription and the Offer Price and updated in the Prospectus, subject to finalization of the Basis of Allotment.

⁶ Amit Mittal, PB LK Family Trust and NB LK Family Trust are members of our promoter group.

BASIS FOR OFFER PRICE

	(you may scan the QR code for accessing the website of Kotak Mahindra Capital Company Limited)	The "Basis for Offer Price" section on page 222 of the RHP has been updated with the above price band. Please refer to the websites of the BRLMs: https://investmentbank.kotak.com , www.morganstanley.com/ , www.avendus.com , https://www.citigroup.com/global/about-us/global-presence/india/disclaimer , www.axiscapital.co.in and www.intensivelifiscal.com
--	--	--

The Price Band will be determined by our Company, in consultation with the BRLMs, and the Offer Price will be determined by our Company, in consultation with the BRLMs, on the basis of assessment of market demand for the Equity Shares offered through the Book Building Process and on the basis of quantitative and qualitative factors as described below. The face value of the Equity Shares is ₹2 each and the Offer Price is [●] times the face value. Investors should also see "**Risk Factors**", "**Summary of Financial Information**", "**Our Business**", "**Restated Consolidated Financial Information**", and "**Management's Discussion and Analysis of Financial Condition and Results of Operations**" beginning on pages 64, 116, 287, 398 and 904 of the RHP, respectively, to have an informed view before making an investment decision.

Qualitative Factors

Some of the qualitative factors and our strengths which form the basis for computing the Offer Price are as follows:

- Centralized Supply Chain and Automated Manufacturing:**
 - Our centralized supply chain has enabled us to deliver a consistent quality at scale, achieve lower raw materials and manufacturing costs and enable fast delivery of our products. Further, it helps us provide a wide product assortment to customers, with centralized inventory management (as of March 31, 2025, 75.37% of inventory centralized and stored at manufacturing facilities).
 - We have focused on automation in our facilities, with our Bhiwadi facility being 75% automated, as of June 30, 2025.
- In-House Frame and Lens Engineering and Manufacturing Capabilities:**
 - We commenced manufacturing our own frames in the People's Republic of China through Baofeng Framkart Technology Limited, our Joint Venture, in 2017 and, since 2021 have been manufacturing frames at our owned Indian facilities.
 - In three months period ended June 30, 2025, we manufactured 1.87 million frames and 1.31 million lenses in-house.
- Customer-Focused Product Design Capabilities:**
 - We have increased new product development, expanding from a limited number of launches annually to introducing 105 new collections across our markets during the Financial Year 2025.
 - As of June 30, 2025, our design and merchandising team comprised 109 members across our markets, focused on creating new collections.
- Lenskart Brand and Portfolio of Owned Sub-brands:**
 - The Brand appeals across price segments, with 18.13% of sales below ₹2,000.00 and 18.14% from products with a transaction value above ₹10,000.00.
 - Lenskart was awarded "India's Most Trusted Eyewear Brand of 2025" by TRA Research.
- Technology First Approach to Customer Experience and Operational Efficiency:**
 - Technology is a crucial component of our operations across our organization. We have invested in a range of customized technologies, AI tools and automation across customer experience, supply chain, retail store operations, eye-testing and internal day-to-day operations.
- Omnichannel Retail Platform:**
 - We operate an omnichannel retail platform comprising our mobile applications, websites, and physical stores in India and internationally. As of June 30, 2025, we had 2,137 stores in India and 669 stores outside of India.
- Track Record of Financial:**
 - We have demonstrated consistent growth in our revenues. Between the Financial Years 2023 and 2025, our revenue from operations grew at a CAGR of 32.52%, increasing from ₹37,880.28 million in Financial Year 2023 to ₹66,525.17 million in Financial Year 2025. Our revenue from operations has exhibited period-on-period growth of 24.60% from ₹15,204.26 million for the three months ended June 30, 2024 to ₹18,944.55 million for the three months ended June 30, 2025
 - We improved our EBITDA excluding Other Income and exceptional item margin from 6.86% in FY2023 to 14.60% in FY2025 to 17.22% in three months ended June 30, 2025. For details, see "**Our Business – Our Strengths**" on page 308 of the RHP.

Quantitative Factors

Some of the information presented below relating to our Company is derived from the Restated Consolidated Financial Information. For details, see "**Restated Consolidated Financial Information**" and "**Other Financial Information**" beginning on pages 398 and 898 of the RHP, respectively.

Some of the quantitative factors which may form the basis for computing the Offer Price are as follows:

- Basic and Diluted Earnings per equity share ("EPS"):**

Financial Year ended	Basic EPS (in ₹)	Diluted EPS (in ₹)	Weight
March 31, 2025	1.77	1.76	3
March 31, 2024	(0.11)	(0.11)	2
March 31, 2023	(0.43)	(0.43)	1
Weighted Average	0.78	0.77	-
June 30, 2025*	0.36	0.36	-
June 30, 2024*	(0.06)	(0.06)	-

*Not annualised

Notes:

- Earnings per share calculations are in accordance with Ind AS 33 (Earnings per Share) prescribed by the Ind AS Rules.**
 - Basic EPS is calculated as restated (loss)/profit after tax divided by the weighted average number of Equity Shares outstanding during the year/period.
 - Diluted EPS is calculated as restated (loss)/profit after tax divided by the weighted average number of dilutive Equity Shares outstanding during the year/period including the potential estimated number of shares to be issued against stock options in force under the existing stock option plan/scheme, except where diluted EPS would be anti-dilutive.
- Weighted average is aggregate of year/period-wise weighted EPS divided by the aggregate of weights i.e. (EPS x Weight) for each year/period divided by total of weights.**
- Weighted average outstanding equity shares is the number of equity shares outstanding at the beginning of the year/period adjusted by the number of equity shares issued during the year/period multiplied by the time weighting factor.**
- Weights have been determined by our Company.**
- Basic EPS and Diluted EPS are further retrospectively adjusted for the changes in equity share capital pursuant to bonus issuance, conversion of outstanding CCPS into equity shares and proposed issuance of equity shares against the outstanding options granted and vested to the employees under the ESOP schemes at the end of the year.**
- Basic and diluted earnings per share are computed in accordance with Indian Accounting Standard 33 notified under the Companies (Indian Accounting Standards) Rules of 2015 (as amended) read with the requirements of SEBI ICDR Regulations.**

- Price earning ratio ("P/E") in relation to Price Band of our Company**

Particulars	P/E at the lower end of Price Band (no. of times)	P/E at the higher end of Price band (no. of times)
Based on basic EPS for the financial year ended March 31, 2025	215.82	227.12
Based on diluted EPS for the financial year ended March 31, 2025	217.05	228.41

- Industry Peer Group P/E ratio**

There are no listed companies in India or globally which operate in a similar business model as ours.

- Return on net worth ("RoNW"):**

Financial Year ended	RoNW (%)	Weight
March 31, 2025	4.84	3
March 31, 2024	(0.31)	2
March 31, 2023	(1.25)	1
Weighted Average	2.11	-
June 30, 2025*	0.97	-
June 30, 2024*	(0.18)	-

*Not annualised

Notes:

- Return on Net Worth (RoNW) % = Restated net profit/(loss) attributable to owners of the Holding Company divided by net worth of our Company as at the end of the year. RoNW for period ended June 30, 2025 and June 30, 2024 are not annualised.**
- Net worth means the aggregate value of the paid-up share capital and all reserves created out of the profits and securities premium account and debit or credit balance of profit and loss account, after deducting the aggregate value of the accumulated losses, deferred expenditure and miscellaneous expenditure not written off, but does not include reserves created out of revaluation of assets, write-back of depreciation and amalgamation in accordance with Regulation 21(1)(hh) of the SEBI ICDR Regulations. We have calculated net worth by aggregate value of equity share capital, Instruments entirely equity in nature, Other equity excluding Foreign currency translation reserve.**
- Weighted average = Aggregate of year-wise weighted Return on Net Worth divided by the aggregate of weights i.e., Return on Net Worth x Weight for each year/total of weights.**
- The figures for profit for the year attributable to equity shareholders of our Company and total equity to calculate Net worth and Return on Net Worth.**

- Net asset value per equity share ("NAV") bearing face value of ₹2 each:**

Particulars	Amount (₹)
As on March 31, 2025	36.34
As on June 30, 2025	36.74
After the Offer	
- At the Floor Price	47.92
- At the Cap Price	48.00
- At the Offer Price	[●]

Notes:

- Offer Price per Equity Share will be determined on conclusion of the Book Building Process.**
- Net assets value per share = Net asset value per share is calculated by dividing net worth by weighted average number of equity shares outstanding at the end of the year, in accordance with principles of Ind AS 33.**
- Net Assets Value per Share (in ₹) is calculated as Net Worth as of the end of relevant year divided by the number of equity and preference shares outstanding at the end of the year. (Net Asset Value per share disclosed above is after considering the impact of bonus of the issued equity shares and conversion of outstanding preference shares in accordance with principles of Ind AS 33: Earnings per Share. During the year ended March 31, 2025, the Company issued bonus equity shares in the ratio of 1:9 to the existing equity shareholders. Further, appropriate adjustments to the conversion ratio of outstanding cumulative/non-cumulative compulsorily convertible preference shares (CCPPS) have been made and the conversion ratio accordingly stands adjusted to 1:10, pursuant to such bonus issuance).**
- Comparison of Accounting Ratios with listed industry peers**

We are a technology-driven eyewear company, with integrated operations spanning designing, manufacturing, branding and retailing of eyewear products. We primarily

sell prescription eyeglasses, sunglasses, and other products such as contact lenses and eyewear accessories. While India is our largest market, we have expanded into select international markets including Japan, Southeast Asia and the Middle East. Our centralized supply chain and manufacturing allows us to address customer demand for each store location. We have in-house capabilities for the manufacturing of frames as well as lens types, including single vision, progressive and bifocal lenses.

According to the Redseer Report, we operate in an eyewear market that remains highly fragmented, with ~77% of India's prescription eyeglasses market (in value terms) being led by small, unorganised opticians, as of Financial Year 2025. We are the only vertically integrated retailer with centralised supply chain, amongst leading large organised retailers of prescription eyeglasses globally and in India, as of Financial Year 2025 (as per the Redseer Report).

In India, we principally compete with leading large organized retailers of prescription eyeglasses, which include:

- Eyewear retailers such as Eyegear Optics India Private Limited, Gangar Opticians Private Limited, GKB Opticals Limited, Lawrence and Mayo (India) Private Limited, Specsmaakers Opticians Private Limited, and Titan Company Limited (Eyecare division).
- Only few of these retailers have a pan-India presence
- None of the remaining leading large organized retailers are listed companies except Titan Company Limited which houses the Titan Eyecare division.
- Revenue from operations of these companies in Financial Year 2025 was at least ~65% lower than the India revenue of operations of Lenskart.

Growth dynamics in the global eyewear market vary considerably between developed and emerging markets. Emerging markets, such as parts of Southeast Asia, are witnessing a shift towards organised retailers, similar to India. While, developed markets have a higher share of organised retail. Globally, the leading large organized retailers of prescription eyeglasses include:

- Eyewear retailers such as De Rigo Vision S.p.A., Essilor Luxottica SA, Fielmann AG, JINS Holdings Inc., Megane Top Co., Ltd., National Vision Holdings, Inc., Specsavers Optical Group Ltd, Synsam Group AB, and Warby Parker Inc.
- These retailers differ from our business model as they are either partially integrated or are vertically integrated with a decentralized supply chain or primarily have a wholesale/ franchisee model through which they operate in India.

We also face indirect competition from global lens companies such as Hoya Corporation, Carl Zeiss AG, amongst others, that supply branded lenses to other retailers, as lens manufacturing is only a part of Lenskart's business operations.

Therefore, we have not identified any listed peer in relation to our Company.

- Key Performance Indicators ("KPIs")**

Our Company considers that the KPIs set forth below are the ones that may have a bearing for arriving at the basis for Offer Price. The KPIs disclosed below have been used historically by our Company to understand and analyse our business performance, which in result, help us in analysing the growth in comparison to our peers. The KPIs disclosed below have been approved and confirmed by a resolution of our Audit Committee dated October 25, 2025, and certified by our Chief Financial Officer on behalf of the management of our Company by way of certificate dated October 25, 2025. Further, the KPIs disclosed in this section have been certified by A D M S & Co, Chartered Accountants, (FRN: 014626C), by way of their certificate dated October 25, 2025.

For details of our other operating metrics disclosed elsewhere in the Red Herring Prospectus, see "**Our Business**", and "**Management's Discussion and Analysis of Financial Position and Results of Operations**" beginning on pages 287 and 904 of the RHP, respectively.

Our Company confirms that it shall continue to disclose all the KPIs included in this section on a periodic basis, at least once in a year (or any lesser period as determined by the Board of Directors of our Company) for a duration of one year after the date of listing of the Equity Shares on the Stock Exchanges or till the utilisation of the proceeds from the Offer, whichever is later, or for such other duration as may be required under the SEBI ICDR Regulations.

Details of the key performance indicators as at and for the three months ended June 30, 2025, June 30, 2024, and Financial Years ended March 31, 2025, March 31, 2024 and March 31, 2023, are set forth below:

KPI List	Unit	As at and for the three months period ended		Financial Year		
		June 30, 2025 ^a	June 30, 2024	2025 ^a	2024	2023
India						
India - Segment Total Revenue as per Ind AS 108 ⁽¹⁾	₹ millions	11,691.84	9,369.44	40,604.66	32,062.08	23,920.49
India - Segment Total Revenue as per Ind AS 108 Growth ⁽²⁾	%	24.79%	NA*	26.64%	34.04%	NA*
India - Segment Product Margin ⁽³⁾	₹ millions	7,402.96	5,938.37	25,455.73	20,003.09	14,068.58
India - Segment Product Margin % ⁽⁴⁾	%	63.32%	63.38%	62.69%	62.39%	58.81%
India - Segment Results Pre-Depreciation and Amortisation ⁽⁵⁾	₹ millions	2,280.77	745.30	4,894.76	3,034.14	1,054.51
India - Segment Results Pre-depreciation and Amortisation Margin (%) ⁽⁶⁾	%	19.51%	7.95%	12.05%	9.46%	4.41%
International						
International - Segment Total Revenue as per Ind AS 108 ⁽⁷⁾	₹ millions	7,364.50	5,937.97	26,387.29	22,648.95	14,358.05
International - Segment Total Revenue as per Ind AS 108 Growth ⁽⁸⁾	%	24.02%	NA*	16.51%	57.74%	NA*
International - Segment Product Margin ⁽⁹⁾	₹ millions	5,587.79	4,441.07	19,639.17	16,483.46	10,110.93
International - Segment Product Margin % ⁽¹⁰⁾	%	75.87%	74.79%	74.43%	72.78%	70.42%
International - Segment Results Pre-depreciation and Amortisation ⁽¹¹⁾	₹ millions	1,172.06	1,007.25	4,584.94	3,444.37	1,411.21
International - Segment Results Pre-depreciation and Amortisation Margin (%) ⁽¹²⁾	%	15.91%	16.96%	17.38%	15.21%	9.83%
Consolidated						
Annual/Quarterly Transacting Customer Accounts ⁽¹³⁾	₹ millions	4.43	3.41	12.41	10.20	7.70
Number of Eyewear Units Sold ⁽¹⁴⁾	₹ millions	7.85	6.35	27.20	21.23	15.95
Total Stores ⁽¹⁵⁾	Number	2,806	2,435	2,723	2,389	1,959
Revenue from Operations ⁽¹⁶⁾	₹ millions	18,944.55	15,204.26	66,525.17	54,277.03	37,880.28
Revenue from operations Growth ⁽¹⁷⁾	%	24.60%	NA*	22.57%	43.29%	NA*
Product Margin ⁽¹⁸⁾	₹ millions	12,904.20	10,404.57	45,181.13	36,515.63	24,199.18
Product Margin % ⁽¹⁹⁾	%	68.12%	68.43%	67.92%	67.28%	63.88%
EBITDA excluding other income and exceptional item ⁽²⁰⁾	₹ millions	3,366.28	1,834.19	9,710.56	6,720.91	2,597.09
EBITDA excluding other income and exceptional item Margin ⁽²¹⁾	%	17.77%	12.06%	14.60%	12.38%	6.86%
Profit/(loss) before tax ⁽²²⁾	₹ millions	997.19	26.32	3,853.56	590.31	(1,011.76)
Profit/(loss) for the year / period ⁽²³⁾	₹ millions	611.73	(109.57)	2,973.40	(101.54)	(637.57)
Net Working Capital Days ⁽²⁴⁾	days	24.08	27.92	25.64	34.52	30.35
Return on Capital Employed ^{(25)**}	%	3.58%**	1.12%**	13.84%	5.08%	(0.48)%

⁽⁸⁾We acquired 84.21% stake in Stello Ventures S.L on August 11, 2025, and we increased our effective stake in Quantduo Technologies Private Limited to 96.15% in September, 2025, pursuant to which Stello Ventures S.L and Quantduo Technologies Private Limited became subsidiaries of our Company.

⁽⁹⁾We acquired Dealskart on December 31, 2024, following which Dealskart became a wholly owned subsidiary of our Company.

⁽¹⁰⁾Growth percentages for the three months ended June 30, 2024 and the Financial Year 2023 are not presented due to the non-inclusion of information for the three months ended June 30, 2023 and the Financial Year 2022, respectively, in the Red Herring Prospectus.

⁽¹¹⁾Not annualised for period ended June 30, 2025 and June 30, 2024.

Notes:

- (1) India - Segment Total Revenue as per Ind AS 108 Refers to India - segment revenue recognized in accordance with Ind AS, pre-intersegment elimination.
- (2) India - Segment Total Revenue as per Ind AS 108 growth represents the percentage growth in India - Segment Total Revenue as per Ind AS 108 of the relevant financial period/year over the India - Segment Total Revenue as per Ind AS 108 of the previous financial year on a pre-intersegment elimination basis.
- (3) India - Segment Product Margin % is defined as Segment Product Margin as per Ind AS 108 less the sum of segment cost of raw material and components consumed, segment purchase of stock in trade and segment changes in inventory of traded and finished goods. This is computed on a pre-intersegment elimination basis.
- (4) India - Segment Product Margin % is computed by dividing Segment product margin by Segment Total revenue as per Ind AS 108 on a pre-intersegment elimination basis.
- (5) India - Segment Results Pre-depreciation and Amortisation is computed as the sum of Segment profit/ (loss) as per Ind AS 108 and Segment Depreciation and amortization expense. This is computed on a pre-intersegment elimination basis.
- (6) India - Segment Results Pre-depreciation and Amortisation Margin (%) is computed as the sum of Segment profit/ (loss) as per Ind AS 108 and Segment Depreciation and amortization expense divided by Segment Total revenue as per Ind AS 108. This is computed on a pre-intersegment elimination basis.
- (7) International - Segment Total Revenue as per Ind AS 108 Refers to International - segment revenue recognized in accordance with Ind AS on a pre-intersegment elimination basis.
- (8) International - Segment Total Revenue as per Ind AS 108 growth represents the percentage growth in International - Segment Total Revenue as per Ind AS 108 of the relevant financial year / period over the International - Segment Total Revenue as per Ind AS 108 of the previous financial year / period.
- (9) International - Segment Product Margin is defined as Segment Total Revenue as per Ind AS 108 less the sum of segment cost of raw material and components consumed, segment purchase of stock in trade and segment changes in inventory of traded and finished goods. This is computed on a pre-intersegment elimination basis.
- (10) International - Segment Product Margin % is computed by dividing Segment product margin by Segment Total revenue as per Ind AS 108.
- (11) International - Segment Results Pre-depreciation and Amortisation is computed as the sum of Segment profit/ (loss) as per Ind AS 108 and International - Segment Deprec

...continued from previous page.

(22) Profit/(Loss) before Tax is Profit/(loss) for the year / period before adjusting for tax expense/(credit).

(23) Profit/(Loss) for the year / period after adjusting for tax expense/(credit)

(24) Net Working Capital Days is computed as the ratio of the sum of closing trade receivables and inventories, less trade payables to revenue from operations for the relevant period/year, multiplied by 365 (for financial years) or 90 in case of three months ended June 30, 2024 and June 30, 2025

(25) Return on Capital Employed is computed as EBIT divided by capital employed with EBIT being computed as the sum of restated profit/(loss) for the year / period, tax expense/(credit) and finance costs; capital employed being computed as the sum of total equity and current and non-current borrowings and deferred tax liabilities less goodwill and other intangible assets, intangible assets under development and deferred tax assets. Return on Capital Employed for three months ended June 30, 2025 and June 30, 2024 are not annualised.

The list of our KPIs along with brief explanation of the relevance of the KPI for our business operations are set forth below:

KPIs	Significance of the KPIs
Revenue from operations	Revenue from operations helps us understand the income generated from our businesses.
India – Segment Total Revenue as per Ind AS 108	Also, tracking the revenue from operation of each geographical segment, viz., India and International helps track income from each segment. We have accordingly included Segment revenue - India and Segment revenue – International.
International – Segment Total Revenue as per Ind AS 108	
Revenue from operations Growth	
India – Segment Total Revenue as per Ind AS 108 Growth	Describes the improvement in revenue year on year by geographical segment as well as consolidated basis.
International – Segment Total Revenue as per Ind AS 108 Growth	
Product margin	
India – Segment Product Margin	
International – Segment Product Margin	Helps in understanding the product-level profitability. The segment level disclosures show-case the different product-level unit economics across India and International segments.
India – Segment Product Margin %	
International – Segment Product Margin %	
EBITDA excluding other income and exceptional item	
India – Segment Results Pre-Depreciation and Amortisation	
International – Segment Results Pre-Depreciation and Amortisation	Helps in understanding the operational profitability, after removing non-operational income and costs of the company's operations and for our geographical segments.
EBITDA excluding other income and exceptional item Margin (%)	
India - Segment Results Pre-depreciation and Amortisation Margin	
International - Segment Results Pre-depreciation and Amortisation Margin	
Profit/(Loss) before tax	Helps ascertain the overall profitability of the company prior to the impact of taxes.
Profit/(Loss) for the year / period	Helps ascertain the overall profitability of the company
Net Working Capital Days	The tracking working capital days helps us to track our investment in working capital across inventory, payables and receivables. Shows the efficiency of the company's ability to manage its operating cash flows.
Return on Capital Employed	Describes how efficiently the company deploys its funds to generate operating profits.
Annual/Quarterly Transacting Customer Accounts	Tracking our annual/quarterly transacting customer accounts helps us identify the scale, identity of our customer base and thereby reach of our omnichannel platform and helps in marketing and growth decisions.
Number of Eyewear Units Sold	Tracking our aggregate units sold helps us summarily understand the volume trends which is an important driver of our revenue from operations.
Total Stores	The count of total stores helps us to track the breadth of our store footprint, which is an important part of our omni-channel retail.

8. Comparison of KPIs based on additions or dispositions to our business

We acquired Dealskart on December 31, 2024, following which Dealskart became a wholly owned subsidiary of our Company. On completion of this acquisition, all store leases were restructured as follows: (i) leases held by our Company (including those which were sub-leased to Dealskart, and these sub-leases were subsequently terminated as a part of the above transition) remained unchanged; (ii) store leases held by Dealskart directly were novated to our Company; and (iii) a limited number of store leases continue to remain with Dealskart, for which Dealskart continues to pay rent and is reimbursed by our Company under a cost-sharing arrangement.

Further, we acquired 84.21% stake in Stello Ventures S.L on August 11, 2025 Stello Ventures S.L markets a range of fashion sunglasses as well as related accessories direct-to-consumers under the "Meller" brand. Pursuant to share purchase agreements executed in August 2025, our Company increased its effective stake to 96.15% in Quantduo Technologies Private Limited ("Quantduo"). Quantduo develops advanced analytics solutions for industries that deal with large volumes of data and has designed and refined a proprietary geo-analytics tool that leverages location-based data to predict revenue potential and payback periods for prospective store locations.

9. Description on the historic use of the KPIs by our Company to analyze, track or monitor the operational and/or financial performance of our Company

In evaluating our business, we consider and use certain KPIs, as presented above, as a supplemental measure to review and assess our financial and operating performance. The presentation of these KPIs are not intended to be considered in isolation or as a substitute for the Restated Consolidated Financial Information. We use these KPIs to evaluate our financial and operating performance. Some of these KPIs are not defined under Ind AS and are not presented in accordance with Ind AS. These KPIs have limitations as analytical tools. Further, these KPIs may differ from the similar information used by other companies and hence their comparability may be limited. Therefore, these KPIs should not be considered in isolation or construed as an alternative to Ind AS measures of performance or as an indicator of our operating performance, liquidity, profitability or results of operation. Although these KPIs are not a measure of performance calculated in accordance with applicable accounting standards, our Company's management believes that it provides an additional tool for investors to use in evaluating our ongoing operating results and trends and in comparing our financial results with other companies in our industry because it provides consistency and comparability with past financial performance, when taken collectively with financial measures prepared in accordance with Ind AS.

Investors are encouraged to review the Ind AS financial statements and to not rely on any single financial or operational KPIs to evaluate our business.

10. Price per share of our Company based on primary / new issue and/or secondary sale/acquisition of Equity Shares or convertible securities, during eighteen months preceding the date of filing of the Red Herring Prospectus:

I. Price per share of our Company based on primary / new issue of Equity Shares or convertible securities, during eighteen months preceding the date of filing of the Red Herring Prospectus, where such issuance is equal to or more than 5 per cent of the fully diluted paid-up share capital of our Company (calculated based on the pre-Offer capital before such transactions and excluding ESOPs granted but not vested), in a single transaction or multiple transactions combined together over a span of rolling 30 days.

Date of allotment	Name of allottees	Number of Equity Shares or convertible securities Preference Shares allotted	Transaction as a% of fully diluted capital of the Company (calculated based on the pre-issue capital before such	Total Cost (₹)	Weighted average cost of acquisition based on primary issue of Equity Shares or convertible securities (₹)
October 7, 2025	Conversion of (i) 6,184,525 Series A CCPS; (ii) 9,409,019 Series B CCPS; (iii) 9,364,021 Series D CCPS; (iv) 3,811,068 Series E CCPS; (v) 6,037,823 Series F CCPS; (vi) 22,976,465 Series G CCPS; (vii) 3,467,279 Series H CCPS (viii) 5,684,565 Series I CCPS (ix) 4,187,543 Series I1 CCPS; (x) 746,786,003 Series I2 CCPS; (xi) 8,968,849 Class I CCNPS; (xii) 565,783 Class 2 CCNPS; and (xiii) 695,875 Class 3 CCPS	858,482,930	50.94%	74,818,230,157.50	87.15

An indicative timetable in respect of the Offer is set out below:

Event	Indicative Date
BID/OFFER OPENS ON	Friday, October 31, 2025
BID/OFFER CLOSING ON	Tuesday, November 4, 2025
Finalization of Basis of Allotment with the Designated Stock Exchange	On or about Thursday, November 6, 2025
Initiation of refunds (if any, for Anchor Investors)/unblocking of funds from ASBA Account	On or about Friday, November 7, 2025
Credit of Equity Shares to demat accounts of Allottees	On or about Friday, November 7, 2025
Commencement of trading of the Equity Shares on the Stock Exchanges	On or about Monday, November 10, 2025

Submission of Bids (other than Bids from Anchor Investors):

Bid/Offer Period (except the Bid/Offer Closing Date)	
Submission and revision in Bids	Only between 10.00 a.m. and 5.00 p.m. Indian Standard Time ("IST")
Bid/Offer Closing Date*	
Submission of electronic applications (online ASBA through 3-in-1 accounts) – For RIBs and Eligible Employees Bidding in the Employee Reservation Portion other than QIBs and Non-Institutional Investors	Only between 10.00 a.m. and 5.00 p.m. IST

ASBA# Simple, Safe, Smart way of Application!!!

***Applications Supported by Blocked Amount ("ASBA") is a better way of applying to Issues by simply blocking the fund in the bank account. For further details, check section on ASBA.**

Mandatory in public issues. No cheque will be accepted.



UPI - Now available in ASBA for Retail Individual Investors and Non-Institutional Investor applying in public issues where the application amount is up to ₹500,000, applying through Registered Brokers, Syndicate, CDPs & RTAs. Retail Individual Investors and Non-Institutional Investors also have the option to submit the application directly to the ASBA Bank (SCSBs) or to use the facility of linked online trading, demat and bank account. Investors are required to ensure that the bank account used for bidding is linked to their PAN. Bidders must ensure that their PAN is linked with Aadhaar and in compliance with CBDT notification dated February 13, 2020 and press release dated June 25, 2021 read with press release dated September 17, 2021. CBDT circular no. 7 of 2022, dated March 30, 2022, read with press release dated March 28, 2023.

ASBA has to be availed by all the investors except Anchor Investors. UPI may be availed by (i) Retail Individual Investors in the Retail Portion; (ii) Non-Institutional Investors with an application size of up to ₹500,000 in the Non-Institutional Portion. For details on the ASBA and UPI process, please refer to the details given in the Bid Cum Application Form and abridged prospectus and also please refer to the section **"Offer Procedure"** on page 552 of the RHP. The process is also available on the website of Association of Investment Bankers of India ("AIBI") and Stock Exchanges and in the General Information Document. The Bid Cum Application Form and the Abridged Prospectus can be downloaded from the websites of the Stock Exchanges and can be obtained from the list of banks that is displayed on the website of SEBI at www.sebi.gov.in/sebiweb/other/OtherAction.do?doRecognisedFpi=yes&intmid=35 and <https://www.sebi.gov.in/sebiweb/other/OtherAction.do?doRecognisedFpi=yes&intmid=35> and banks live on IPO, please refer to the link: www.sebi.gov.in. UPI Bidders Bidding using the UPI Mechanism may apply through the SCSBs and mobile applications whose names appear on the website of SEBI, as updated from time to time. Kotak Mahindra Bank Limited and ICICI Bank Limited have been appointed as the Sponsor Bank for the Offer, in accordance with the requirements of SEBI ICDR Master circular. For Offer related queries, please contact the BRLMs on their respective email IDs as mentioned below. For UPI related queries, investors can contact NPCI at the toll-free number: 18001201740 and mail id: ipo.upi@npci.org.in.

THE EQUITY SHARES OF OUR COMPANY WILL GET LISTED ON MAIN BOARD PLATFORM OF NSE AND BSE.

In case of any revision in the Price Band, the Bid/ Offer Period will be extended by at least three additional Working Days following such revision of the Price Band, subject to the total Bid/ Offer Period not exceeding 10 Working Days. In cases of force majeure, banking strike or similar unforeseen circumstances, our Company, in consultation with the BRLMs, may for reasons to be recorded in writing, extend the Bid/ Offer Period for a minimum of one Working Day, subject to the total Bid/ Offer Period not exceeding 10 Working Days. Any revision in the Price Band and the revised Bid/ Offer Period, if applicable, will be widely disseminated by notification to the Stock Exchanges, by issuing a public notice, and also by indicating the change on the respective websites of the BRLMs and at the terminals of the Syndicate Members and by intimation to Self-Certified Syndicate Banks ("SCSBs"), other Designated Intermediaries and the Sponsor Bank(s), as applicable.

The Offer is being made in terms of Rule 19(2)(b) of the SCRR, read with Regulation 31 of the SEBI ICDR Regulations. The Offer is being made through the Book Building Process, in compliance with Regulation 6(2) of SEBI ICDR Regulations, wherein not less than 75% of the Net Offer shall be available for allocation on a proportionate basis to QIBs (the **"QIB Portion"**), provided that our Company, in consultation with the BRLMs, may allocate up to 60% of the QIB Portion to Anchor Investors on a discretionary basis, in accordance with the SEBI ICDR Regulations (the **"Anchor Investor Portion"**), of which one-third shall be reserved for the domestic Mutual Funds, subject to valid Bids being received from the domestic Mutual Funds at or above the price at which allocation is made to Anchor Investors (**"Anchor Investor Allocation Price"**). In the event of under-subscription, or non-allocation in the Anchor Investor Portion, the balance Equity Shares shall be added to the QIB Portion (other than Anchor Investor Portion) (**"Net QIB Portion"**). Further, 5% of the Net QIB Portion shall be available for allocation on a proportionate basis only to Mutual Funds (**"Mutual Fund Portion"**), and the remainder of the Net QIB Portion shall be available for allocation on a proportionate basis to all QIBs, including Mutual Funds, subject to valid Bids being received at or above the Offer Price. However, if the aggregate demand from Mutual Funds is less than 5% of the Net QIB Portion, the balance Equity Shares available for allocation in the Mutual Fund Portion will be added to the remaining QIB Portion for proportionate allocation to QIBs. Further, not more than 15% of the Net Offer shall be available for allocation on a proportionate basis to Non-Institutional Bidders, of which (a) one-third of such portion shall be reserved for Bidders with application size of more than ₹200,000 and up to ₹1,000,000; and (b) two-third of such portion shall be reserved for Bidders with application size of more than ₹1,000,000, provided that the unsubscribed portion in either of such sub-categories may be allocated to Bidders in the other sub-category of Non-Institutional Bidders and not more than 10% of the Net Offer shall be available for allocation to RIBs in accordance with SEBI ICDR Regulations, subject to valid Bids being received at or above the Offer Price. Further, Equity Shares will be allocated on a proportionate basis to Eligible Employees applying under the Employee Reservation Portion, subject to valid Bids received from them at or above the Offer Price. All potential Bidders, other than Anchor Investors, are required to mandatorily utilise the Application Supported by Blocked Amount ("ASBA") process by providing details of their respective bank account (including UPI ID (defined hereinafter) in case of UPI Bidders (defined hereinafter) in which the corresponding Bid Amounts will be blocked by the SCSBs, or under the UPI Mechanism, as applicable to participate in the Offer. Anchor Investors are not permitted to participate in the Anchor Investor Portion through the ASBA process. For details, see **"Offer Procedure"** beginning on page 994 of the RHP. Bidders/Applicants should ensure that DP ID, PAN, Client ID and UPI ID (for UPI Bidders bidding through UPI Mechanism) are correctly filled in the Bid cum Application Form. The DP ID, PAN, UPI ID and Client ID provided in the Bid cum Application Form should match with the DP ID, PAN, Client ID and UPI ID available (for UPI Bidders bidding through the UPI Mechanism) in the Depository database, otherwise, the Bid cum Application Form is liable to be rejected. Bidders/Applicants should ensure that the beneficiary account provided in the Bid cum Application Form is active. Bidders/Applicants should note that on the basis of the PAN, DP ID, Client ID and UPI ID (for UPI Bidders bidding through the UPI mechanism) as provided in the Bid cum Application Form, the Bidder/Applicant may be deemed to have authorized the Depositories to provide to the Registrar to the Offer, any requested Demographic Details of the Bidder/Applicant as available on the records of the depositories. These Demographic Details may be used, among other things, for giving Allotment Advice or unblocking of ASBA Account or for other correspondence(s) related to the Offer. Bidders/Applicants are advised to update any changes to their Demographic

II. Price per share of our Company based on secondary sale/ acquisitions of Equity Shares or convertible securities, where the Selling Shareholders or Shareholders having the right to nominate Directors on our Company's board of directors which are a party to the transaction (excluding gifts), during eighteen months preceding the date of the Red Herring Prospectus, where either acquisition or sale is equal to or more than 5% of the fully diluted paid up share capital of our Company (calculated based on the pre-Offer capital before such transaction/s and excluding ESOPs granted but not vested), in a single transaction or multiple transactions combined together over a span of rolling 30 days.

S. No.	Name of the acquirer / transferee	Name of the trans-feror	Details of transferor (Selling Shareholder or shareholder(s) having the right to nominate director(s))	Date of acquisition / transfer of Equity Shares or Preference Shares	Number of Equity Shares or Preference Shares	Price per Equity Share or Preference Shares (in ₹)	Transaction as a % of fully diluted capital of our Company
1.	NA*	NA*	NA*	NA*	NA*	NA*	NA*

Weighted average cost of acquisition (WACA)

* There have been no secondary sale/ acquisitions of Equity Shares or CCPS, where the Selling Shareholders, or Shareholder(s) having the right to nominate Director(s) on our Board, are a party to the transaction, during the 18 months preceding the date of the Red Herring Prospectus, where either acquisition or sale is equal to or more than 5% of the fully diluted paid up share capital of our Company (calculated based on the pre-Offer capital before such transaction/s and excluding ESOPs granted but not vested), in a single transaction or multiple transactions combined together over a span of rolling 30 days.

III. Since there are no such transactions to report under (II) above, therefore, information on price per equity share for the last five secondary transactions (secondary transactions where our Promoters, (also the Promoter Selling Shareholders) or Investor Selling Shareholder(s) or other Shareholder(s) having the right to nominate director(s) to the Board of our Company, are a party to the transaction), not older than three years prior to the date of this Red Herring Prospectus, irrespective of the size of transactions is as below:

Date of allotment/ transfer	Name of the Trans-feror	Name of the Trans-ferree	Instrument (Equity/ convertible Securities)	Number of securities Transferred (fully diluted basis)	Face value per security (₹)	Transfer price per security (₹)	Nature of Transaction	Nature of consideration	Total consideration (in ₹ million)
October 23, 2025	Neha Bansal	Shrikanta R Damani	Equity	2,238,806	2	402.00	Secondary Acquisition	Cash	900.00
October 14, 2025	Shruti Marwaha	Amit Mittal	Equity	10,000	2	230.00	Secondary Acquisition	Cash	2.30
October 10, 2025	Ayush Goel	Amit Mittal	Equity	50,000	2	230.00	Secondary Acquisition	Cash	11.50
October 07, 2025	Gagan Bajpai	Amit Mittal	Equity	25,350	2	230.00	Secondary Acquisition	Cash	5.83
October 03, 2025	Apeksha Suryakant Gupta	Amit Mittal	Equity	13,092	2	230.00	Secondary Acquisition	Cash	3.01
				2,337,248					922.64
Weighted average cost of acquisition (WACA) (secondary transactions) (₹ per equity share)									394.76

11. Below are the details of the weighted average cost of acquisition ("WACA"), as compared to the Floor Price and Cap Price:

Past Transactions	Weighted average cost of acquisition (in ₹)	Floor Price (i.e. ₹ 382)	Cap Price (i.e. ₹ 402)
WACA of Primary issuance	87.15	4.38	4.61
WACA of Secondary transactions	N.A.	N.A.	N.A.
Since there are no such transactions to report under (II) above, therefore, information on price per equity share for the last five secondary transactions (secondary transactions our Promoters (also the Promoter Selling Shareholders), or Investor Selling Shareholders or other Shareholder(s) having the right to nominate director(s) to the Board of our Company, are a party to the transaction, not older than three years prior to the date of the Red Herring Prospectus irrespective of the size of transactions, is as below:			
Based on secondary transaction	394.76	0.97	1.02

12. Justification for Basis of Offer price


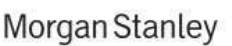





Detailed explanation for Offer Price/Cap Price along with our Company's KPIs and financial ratios for the periods presented in the Restated Consolidated Financial Information and in view of the external factors which may have influenced the pricing of the issue, if any:

- Our technology-enabled omnichannel retail network comprises 2,806 stores, including 669 stores outside India, as of June 30, 2025, as well as our mobile applications (with over 100 million downloads as of June 30, 2025), websites, home try-on service, and other third-party online channels.
- We served 4.43 million and 12.41 million customer accounts globally in the three months ended June 30, 2025 and the Financial Year 2025, respectively, across India, Japan, Singapore, Thailand, Indonesia, Malaysia, Philippines, Vietnam, Cambodia, the United Arab Emirates, the Kingdom of Saudi Arabia, Taiwan, the Special Administrative Region of Hong Kong and Australia.
- Our brand architecture consists of our Lenskart and OwnDays brands and 23 other curated sub-brands, each designed to serve specific customer use cases.
- During the three months ended June 30, 2025 and the Financial Year 2025, we manufactured 3.93 million and 13.16 million units of prescription eyeglasses, respectively, at our centralized manufacturing facilities, representing 66.92% and 69.87% of the total prescription eyeglasses sold by us globally during the respective financial period.
- We improved our EBITDA excluding Other Income and exceptional item margin from 6.86% in FY 2023 to 14.60% in FY 2025 to 17.22% in three months ended June 30, 2025. In the three months ended June 30, 2025 and the Financial Year 2025, our EBIT was ₹1,407.57 million and ₹5,312.46 million, respectively, which for the Financial Year 2025 includes one-time benefit recorded as other income - FVTPL gain on deferred consideration for the acquisition of OwnDays shares of ₹1,671.98 million.

The Offer Price of ₹[●] has been determined by our Company, in consultation with the BRLMs, on the basis of the demand from investors for the Equity Shares through the Book Building process. Investors should read the abovementioned information along with **"Risk Factors"**, **"Our Business"** and **"Financial Information"** beginning on pages 64, 287 and 398 of RHP, respectively, to have a more informed view.

Continued on next page...

...continued from previous page.

BOOK RUNNING LEAD MANAGERS					
 <p>Kotak Mahindra Capital Company Limited 27 BKC, 1st Floor, Plot No. C – 27G Block, Bandra Kurla Complex, Bandra (East), Mumbai - 400 051, Maharashtra, India Tel: +91 22 4336 0000 E-mail: lenskart.ipo@kotak.com Website: https://investmenbank.kotak.com Investor Grievance E-mail: kmccredressal@kotak.com Contact Person: Ganesh Rane SEBI Registration Number: INM000008704</p>	 <p>Morgan Stanley India Company Private Limited Altium, Level 39 & 40 Pandurang Budhkar Marg, Worli, Mumbai - 400 018 Maharashtra, India Tel: +91 22 6118 1000 E-mail: lenskartipo@morganstanley.com Website: www.morganstanley.com/ Investor Grievance E-mail: investors_india@morganstanley.com Contact Person: Nareesh Telarwal SEBI Registration Number: INM000011203</p>	 <p>Aventus Capital Private Limited Platina Building, 9th Floor 901, Plot No C-59, Bandra Kurla Complex, Bandra (East), Mumbai - 400 051, Maharashtra, India Tel: +91 22 6648 0050 E-mail: lenskartipo@avendus.com Website: www.avendus.com Investor Grievance E-mail: investorgrievance@avendus.com Contact Person: Sarthak Sawal Sneha Roy SEBI Registration Number: INM000011021</p>	 <p>Citigroup Global Markets India Private Limited 1202, 12th Floor First International Financial Center, G – Block Bandra Kurla Complex, Bandra (East), Mumbai - 400 098, Maharashtra, India Tel: +91 22 6175 9999 E-mail: lenskart.ipo@citigroup.com Website: https://www.citigroup.com/global/about-us/global-presence/india/disclosure Investor Grievance E-mail: investors.cgmib@citigroup.com Contact Person: Anjali Kolathu Sureshkumar SEBI Registration Number: INM000010718</p>	 <p>Axis Capital Limited 1st Floor, Axis House P.B. Marg, Worli Mumbai- 400 025 Maharashtra, India Tel: + 91 22 4325 2183 E-mail: lenskart.ipo@axiscap.in Website: www.axiscapital.co.in Investor Grievance E-mail: complaints@axiscap.in Contact Person: Jigar Jain SEBI Registration Number: INM000012029</p>	 <p>Intensive Fiscal Services Private Limited 914, 9th Floor, Raheja Chambers Free Press Journal Marg Nariman Point, Mumbai - 400 021, Maharashtra, India Tel: +91 22 2287 0443 E-mail: lenskart.ipo@intensivefiscal.com Website: www.intensivefiscal.com Investor Grievance E-mail: grievance.fb@intensivefiscal.com Contact Person: Harish Khajanchi / Anand Rawal SEBI Registration Number: INM000011112</p>
REGISTRAR TO THE OFFER			COMPANY SECRETARY AND CHIEF COMPLIANCE OFFICER		
 <p>MUFG Intime India Private Limited (formerly Link Intime India Private Limited) C-101, 247 Park 1st Floor, L B S Marg Vikhroli (West), Mumbai - 400 083, Maharashtra, India Tel: +91 81081 14949, E-mail: lenskart.ipo@in.pmms.mufg.com, Website: www.in.pmms.mufg.com/ Investor Grievance E-mail: lenskart.ipo@in.pmms.mufg.com; Contact Person: Shanti Gopalkrishnan; SEBI Registration Number: INR000004058</p>			<p>Preeti Gupta Ground Floor Vipul Tech Square, Golf Course Road Sector 43, DLF QE, Gurugram – 122 009, Haryana, India</p> <p>Bidders may contact the Company Secretary and Compliance Officer, the BRLMs or the Registrar to the Offer in case of any pre-Offer or post-Offer related grievances including non-receipt of letters of Allotment, non-receipt of Allotment Advice, non-credit of allotted Equity Shares in the respective beneficiary account, non-receipt of refund orders or non-receipt of funds by electronic mode, etc. For all Offer related queries and for redressal of complaints, Bidders may also write to the BRLMs and / or Registrar.</p>		

AVAILABILITY OF RHP: Investors should note that Investment in Equity Shares involves a high degree of risk and investors are advised to refer to the RHP and the Risk Factors contained herein, before applying in the Offer. Full copy of the RHP shall be available at the website of SEBI at www.sebi.gov.in, the website of Stock Exchanges at www.nseindia.com and www.bseindia.com the website of our Company at www.lenskart.com and the website of BRLMs, i.e., Kotak Mahindra Capital Company Limited, Morgan Stanley India Company Private Limited, Avenue Capital Private Limited, Citigroup Global Markets India Private Limited, Axis Capital Private Limited and Intensive Fiscal Services Private Limited, at <https://investmentbank.kotak.com>, www.morganstanley.com/, www.avendus.com, <https://www.citigroup.com/global/about-us/global-presence/india/disclosure>, www.axiscapital.co.in and www.intensivesfscsl.com, respectively.

AVAILABILITY OF THE ABRIDGED PROSPECTUS: A copy of the abridged prospectus shall be available on the website of our Company, the BRLMs, i.e., Kotak Mahindra Capital Company Limited, Morgan Stanley India Company Private Limited, Avendus Capital Private Limited, Citigroup Global Markets India Private Limited, Axis Capital Limited and Intensive Fiscal Services Private Limited, at <https://investmentbank.kotak.com>, www.morganstanley.com, www.avendus.com, <https://www.citigroup.com/global/about-us/global-presence/india/disclaimer>, www.axiscapital.co.in and www.intensivefiscal.com, respectively and the website of the Registrar to the Offer i.e., MUFG Intime India Private Limited (Formerly Link Intime India Private Limited) at www.in.mpmfsmufg.com.

AVAILABILITY OF BID CUM APPLICATION FORMS: Application forms can be obtained from the Registered Office of **Lenskart Solutions Limited**, Tel: +91 124 429 3191 and the **BRLMs** – **Kotak Mahindra Capital Company Limited**, Tel: +91 22 4336 0000, **Morgan Stanley India Company Private Limited**, Tel: +91 22 6118 1000, **Aventus Capital Private Limited**, Tel: +91 22 6648 0050, **Citigroup Global Markets India Private Limited**, Tel: +91 22 6175 9999, **Axis Capital Limited**, Tel: +91 22 4325 2183, and **Intensive Financial Services Private Limited**, Tel: +91 22 2287 0443.

Syndicate Members: Kotak Securities Limited, Tel: +91 22 6218 5410, Intensive Softlinks Pvt. Ltd., Tel: +91 22 2287 0443/44/45, Spark Institutional Equities Private Limited, Tel: +91 22 6885 4503 and at the select locations of the Sub-syndicate Members (as given below), SCSBs, Registered Brokers, RTAs and CDPs participating in the Offer. Bid card Application Forms will also be available on the websites of BSE and NSE and the Designated SCSBs, the list of which is available at websites of the Stock Exchanges and SEBI.

APPLICATIONS SUPPORTED BY BLOCKED AMOUNT (ASBA): Investors have to apply through the ASBA process. ASBA has to be availed by all the investors. For details on ASBA process, please refer to the details given in the ASBA Form and Abridged Prospectus and also please refer to "**Offer Procedure**" on page 994 of RHP. Further ASBA can be availed by investors who are not registered with the Depository. Application forms can be obtained from Designated Branches of SCSBs, the list of banks that are available on website of SEBI at www.sebi.gov.in and website of Stock Exchanges at www.nseindia.com and www.bseindia.com. The investors are required to fill the Bid Cum Application form and submit the same to the relevant SCSBs at the specific locations or registered brokers at the broker centers or RTA or DP's. The SCSB's will block the amount in the account as per the authority contained in application form. On allotment, amount will be unblocked and account will be debited only to the extent required to be paid for allotment of shares. Hence, there will be no need of refund.

UPI: UPI Bidders can also Bid through UPI Mechanism.

Sub-Syndicate Members: Almond Global Securities Ltd., Amrapali Capital & Finance Services Limited, Anand Rathi Share & Stock Brokers Ltd., Anand Share Consultancy, ANS Pvt Limited, Asl, C. Mehta Investment Intermediates Ltd, Avenue Wealth Management Private Limited, Axis Securities Limited, Centrum Broking Limited, Dalal & Broacha Stock Broking Private Limited, DB (International) Stock Brokers Ltd, Finwiztech Technology Private Limited, G Raj & Co. (Consultants) Limited, HDFC Securities Limited, ICICI Securities Limited, IDBI Capital Markets & Securities Limited, IIFL Securities Pvt Limited, InvestorMent Securities Limited, Javeri Securities, JM Financial Services Limited, Jobanputra Fiscal Services Private Limited, K M Jain Stock Brokers Pvt Ltd, Kalpataru Multiplier Limited, Kantilal Chhaganiail Sec Pvt Ltd, Keynote Capitals Limited, KJMC Capital Market Services Limited, Lakshmeshree Investment & Securities Pvt Ltd, LKP Securities Limited, Marwadi Shares & Finance, Mehta Equities Limited, Motilal Oswal Financial Services Limited, Motilal Oswal Securities Limited, Nirmal Gangal Securities Pvt Limited, Navama Wealth and Investment Limited, Navama Wealth and Investment Limited (Edelweiss Broking Limited), Patel Wealth Advisors Pvt Limited, Prabhash Ullahdar Pvt Limited, Pravin Rathi Share & Stock Brokers Limited, RR Equity Brokers Private Limited, SBICap Securities Limited, Sharekhan Limited, SMC Global Securities Limited, Spark PVM Private Limited, SS Corporate Securities Limited, Tanna Financial Services, TradeBlus Securities Private Ltd., Upstox Securities Private Limited, Viren M Shah and YES Securities (India) Limited.

Bankers to the Offer

Escrow Collection Bank and Sponsor Bank: Kotak Mahindra Bank Limited

Public Offer Account Bank, Refund Bank and Sponsor Bank: ICICI Bank Limited

All capitalized terms used herein and not specifically defined shall have the same meaning as ascribed to them in RHP.

Place: Delhi

Date: October 26, 2025


Lenskart Solutions Limited is proposing, subject to, receipt of requisite approvals, market conditions and other considerations, to make an initial public offering of its Equity Shares and has filed the RHP with the RoC on October 25, 2025. The RHP shall be available on the website of the Company at www.lenskart.com, SEBI at www.sebi.gov.in, as well as on the websites of the BRLMs, i.e. Kotak Mahindra Capital Company Limited, Morgan Stanley India Company Private Limited, Avendus Capital Private Limited, Citigroup Global Markets India Private Limited, Axis Capital Limited and Intensive Fiscal Services Private Limited at <https://investmentbank.kotak.com>, www.morganstanley.com/, www.avendus.com, <https://www.citigroup.com/global/about-us/global-presence/india/discclaimer>, www.axiscapital.co.in and www.intensivefiscal.com, respectively and the websites of National Stock Exchange of India Limited and BSE Limited at www.nseindia.com and www.bseindia.com, respectively. Any potential investor should note that investment in equity shares involves a high degree of risk and for details relating to such risk, please see **"Risk Factors"** on page 64 of the RHP. Potential investors should not rely on the DRHP for making any investment decision and instead should place reliance on the RHP. Specific attention of the investors is invited to **"Risk Factors"** beginning on page 64 of the RHP.

This announcement is not an offer of securities for sale in the United States or elsewhere. This public announcement has been prepared for publication in India only and is not for publication or distribution, directly or indirectly, in or into the United States. The equity shares described in this public announcement have not been and will not be registered under the U.S. Securities Act of 1933, as amended (the "**U.S. Securities Act**") or any other applicable law of the United States and, unless so registered, may not be offered or sold within the United States, except pursuant to an exemption from, or in a transaction not subject to, the registration requirements of the U.S. Securities Act and applicable U.S. state securities laws.

Accordingly, the equity shares will be offered and sold (i) within the United States only to persons reasonably believed to be "qualified institutional buyers" (as defined in Rule 144A of the U.S. Securities Act) pursuant to Section 4(a) of the U.S. Securities Act, and (ii) outside the United States in "offshore transactions", as defined in and in compliance with Regulation S of the U.S. Securities Act and the applicable laws of the jurisdictions where those offers and sales are made. There will be no public offering of securities in the United States.

Adfactors

[illegible]



कैप्री ग्लोबल कैपिटल लिमिटेड

पंजीकृत एवं कार्यालय :- 502, टावर-ए, पेनिनसुला बिजनेस पार्क, सेनापति बापट मार्ग, लोअर परेल, मुंबई-400013

सर्किल कार्यालय :- 9-बी, द्वितीय तल, पूसा रोड, राजेन्द्र प्लेस, नई दिल्ली-110060

परिशिष्ट-IV-A [नियम 8 (तल 9(1) का परंतुक देखें]

अचल सम्पत्तियों की बिडकी के लिए बिडकी सूचना

वित्तीय अंतर्गत का प्रतिक्रियाकरण एवं पुनर्निर्माण तथा प्रभूमित हित प्रवर्तन अधिनियम, 2002 के साथ पड़ित प्रतिक्रिया हित (प्रवर्तन) नियमावली, 2002 के नियम 8 (6) और 9(1) के संस्करण के अधीन अचल आस्तिग्यों की बिडकी के लिए ई-नीलामी बिडकी सूचना। एतद्वारा सर्व साधारण को और विशेष रूप से कर्जदार(रों) तथा गारंटर(रों) को सूचना दी जाती है कि प्रथमाभूत लेनदार के पास बंधक/प्रभारित निम्नवर्णित अचल सम्पत्ति, जिसका प्रकलित/भौतिक कब्जा कैप्री ग्लोबल कैपिटल लिमिटेड, प्रथमाभूत लेनदार, के प्राधिकृत अधिकारी द्वारा प्राप्त किया जा चुका है, नीचे वर्णित कर्जदार की तरफ कैप्री ग्लोबल कैपिटल लिमिटेड, प्रथमाभूत लेनदार, की बकाया राशि की वसूली के लिए निम्नवर्णित शर्तियों को **“जैसी है जहाँ है, जैसी है जो है”** तथा **“जो भी है वहाँ है”** आधार पर बेची जाएगी। सुखित मूल्य, ईम्पट्री राशि तथा सम्पत्ति का विवरण नीचे दिया गया है।

क्र.सं.	1. कर्जदार(रों) का नाम 2. बकाया राशि	बंधक सम्पत्ति का वर्णन	1. ई-नीलामी की तिथि एवं समय 2. ईम्पट्री जमा कटने की अंतिम तिथि 3. सम्पत्ति के निरीक्षण की तिथि एवं समय	1. सुखित मूल्य 2. सम्पत्ति की ईम्पट्री 3. पुरिष्ठ मूल्य
1.	1. मैसर्स ऑटो एक्सेसिज (इसके स्वामी के माध्यम से) (कर्जदार) 2. श्री रहमान सक्की 3. श्रीमती सखीया बानो (सह-कर्जदार) ऋण खाता संख्या LNMEKKD000022109 (पुरानी) 8090000058695399 (नयी) रुपये 25,09,759/- (रुपये पच्चीस लाख नौ हजार सात सौ उनसठ मात्र) 26-07-2025 तक + आगे लागू ब्याज	सम्पत्ति के सभी बंध एवं छूट :- भूमि और भवन सं. 1417, द्वितीय तल, छत के अधिकार नहीं, भूमि क्षेत्रफल परिमाण 30 वर्ग मीटर यानी 323 वर्ग फीट, गली धूले बाली, निकट पानी नहीं, सार्व बाजार, दिल्ली-110006, चौहद्दी निम्नानुसार : उत्तर : रोड नीचे, दक्षिण : अन्य की सम्पत्ति, पूरव : पत्नी नीचे, पश्चिम : अन्य की सम्पत्ति	1. ई-नीलामी की तिथि : 17-11-2025 (ब्या. 3.00 बजे से अप्र. 4.00 बजे के बीच) 2. ईम्पट्री, कर्जदारी सहित जमा करने की अंतिम तिथि : 15-11-2025 3. निरीक्षण की तिथि : 14-11-2025	सुखित मूल्य :- ₹. 16,20,00,000/- (रुपए सोलह लाख बीस हजार मात्र) बरीशत राशि धमा :- ₹. 1,62,00,000/- (रुपए एक लाख बारह हजार मात्र) पुरिष्ठ मूल्य :- ₹. 10,00,000/- (रुपए दस हजार मात्र)

बिक्री के विस्तृत नियम एवं शर्तों के लिए, कृपया कैप्री ग्लोबल कैपिटल लिमिटेड, प्रत्याभूत लेनदार, की वेबसाइट में उपलब्ध कराया गया लिंक देखें :- www.capriglobal.in/auction

ऑनलाइन ई-नीलामी बिक्री के नियम एवं शर्तें :-

१. समर्पित/जैसी है जहाँ है, जो भी है हाहै है तथा कोई वारसी नहीं आवार' पर बेनी जा रही है। अतएव किसी किसी प्रकार की वादटी एवं क्षातिपूर्ति के निम्ना की जा रही है।
२. समर्पित/अतिरिक्त के विषय (उदाहरण के लिए ई-नीलामी बिक्री सूचना में विभिन्नई भी सौना में परिशिष्ट/भी पर परिणाम) प्रिन्तुल लेनदार की संवेधक जानकारी के अनुसार अर्पित किया गई है तथा प्रिन्तुल लेनदार किसी बुद्धि, निष्पाद्यस्थान अथवा विलोपन के लिए जिम्मेदार नहीं होगा। वास्तविक लीमा एवं पाप निम्न हो सकता है।
३. प्रिन्तुल लेनदार द्वारा जारी की गई ई-नीलामी बिक्री सूचना अनधिकारण को अपनी बोलाया प्रस्तुत करने हेतु एक आमंत्रण है तथा वह प्रिन्तुल लेनदार की ओर से कोई वचनबद्धता अथवा अभिवन्दन नहीं है और न कि सत्ता सम्पत्ता जाणू। अतएव बोलीदाताओं को अपनी बोली जान करके से पहले स्वयंस्व विवेक की शक्ति प्रिन्तुल लेनदार से प्राप्त करने और समर्पित/अतिरिक्त के स्वायत्तिक के स्वायत्त एवं वचनमा दत्ता तथा समर्पित को प्रभावित करने वाले सत्ता/द्वाराओं की स्वतंत्र जान/सत्तव जान कर लेने की सहसह ही जानी है।
४. नीलामी/बोलीदान सेवा प्रदाता मेसर्स ई-प्रोक्रोयोरेंट टेक्नोलॉजीज लिमिटेड, अहमदाबाद द्वारा उपलब्ध कराई गई वेबसाइट <https://sarfaesi.auctionintiger.net> पर अथवा ऑनलाइन टाइगर मोबाइल ऐप के माध्यम से 'ऑनलाइन इलेक्ट्रॉनिक मूड' द्वारा होगा, जो ई-नीलामी लेनदारों के जरिए नीलामी की समूर्ण प्रक्रिया की व्यवस्था एवं समन्वय करेगा।
५. बोलीदाता बोलीदान के लिए अपना पसंद के स्वाभ से ई-नीलामी में भाग ले सकते हैं। इदरन्तरे नीलामी की व्यवस्था बोलीदाता को स्वयं करनी होगी। प्रिन्तुल लेनदार/सेवा प्रदाता इदरन्तरे कनेक्टिविटी के नेटवर्क सम्पत्तियों, सिस्टम क्रेडिट लाइन, पावर फ्लैग्स इत्यादि के लिए जिम्मेदार नहीं होंगे।
६. समर्पित बोलीदाता ई-नीलामी के संबंध में प्रिन्तुल लेनदार, सहायता, प्रक्रिया तथा ऑनलाइन बोलीदान के लिए सेवा प्रदाता मेसर्स ई-प्रोक्रोयोरेंट टेक्नोलॉजीज लिमिटेड, ऑनलाइन टाइगर, अहमदाबाद (सम्पर्क नंबर 079-68136880 & 96136837), श्री धिपन नंद मोहानल नंबर 9265562821 एवं 9265562818, ई-मेल : chintan.bhatt@tigerintiger.net से सम्पर्क कर सकते हैं।
७. इच्छुक बोलीदाताओं को ई-नीलामी बिक्री में भाग लेने के लिए अपने नाम पंजीकरण <https://sarfaesi.auctionintiger.net> पर पंजीय अतिरिक्त में करवाना होगा तथा कुछ आवश्यक एवं पासवर्ड प्राप्त करना होगा। इच्छुक बोलीदाताओं को सेवा प्रदाता से पासवर्ड मिलते ही तत्काल इच्छुक बल देने की सलाह दी जाती है।
८. ई-नीलामी में भाग लेने के लिए इच्छुक बोलीदाता को एक प्रिडिक्ट ईम्प्ली, कोड सुरक्षित मूल्यांकन की 10 प्रतिशत है। (उपर्य वर्णित अनुसार) **“कैपी लोबल कैपिटल लिमिटेड”** के पास न हिमांड डाइरैक्ट/एन्ड/एड/आरटी/आरटीएस के माध्यम से 15-11-2025 को अथवा पूर्व जान करनी होगी।
९. बोलीदाताओं को विधित्त नाम गवा बोली प्राप्त (फाईन) <https://sarfaesi.auctionintiger.net> पर उपलब्ध है। ईम्प्ली हेतु हिमांड डाइरैक्ट प्रेषण के साथ एक सीलबंद लिफाफे में प्रस्तुत करना चाहिए, जो प्रिन्तुल अधिकारी, कैपी लोबल कैपिटल लिमिटेड, आर्थरिक कार्यालय, प्लॉट नंबर ३बी, इंदिरा तल, पूना रोड, नई दिल्ली-110005 को अतिरिक्त 15-11-2025 के अथ ३३.०० बजे तक भेजा जा सकता है। सीलबंद लिफाफे पर “कर्जदार नाम” की समर्पित के लिए अक्षर खाता नंबर - _____ (ऊपर वर्णित अनुसार) में ई-नीलामी बिक्री में भाग लेने हेतु बोली) घोषित किया जाना चाहिए।
१०. ईम्प्ली की सेवा बोलियाँ जान करके की अतिरिक्त विधि समाप्त होने के बाद, प्राधिकृत अधिकारी उनके द्वारा प्राप्त बोलियों की जाँच करने तथा बोलीदाताओं (जिनके द्वारा अपनी बोलियाँ सुरक्षित मूल्य से अधिक उद्धृत की गई है तथा प्रिन्तुल लेनदार द्वारा विभिन्नई प्रिन्तुल जानकारी प्रिन्तुल जान की गई है) के विवरण की पुष्टि मेसर्स ई-प्रोक्रोयोरेंट टेक्नोलॉजीज लिमिटेड को करेगा ताकि वे ई-नीलामी बिक्री सूचना में वर्णित विधि और समर्पण पर ऑनलाइन प्रवेश बोलीदान/नीलामी कार्यवाही में भाग लेने की अनुमति केवल उन्हीं बोलीदाताओं को दे।
११. योग्य बोलीदाताओं के बीच प्रवेश बोलीदान योग्य बोलीदाताओं द्वारा उद्धृत उच्चतम बोलीदान की अनुमति प्रदान की जाएगी। परस्पर बोलीदाता की प्रक्रिया के दौरान 1० मिनट प्रत्येक के अतिरिक्त विस्तार होंगे अर्थात् ई-नीलामी समाप्त होने का समय अतिरिक्त विस्तार से 1० मिनट के भीतर बोली जाने पर हर बार उद्धृत 1० मिनट जाने और बंद जाएगा।
१२. एक बार बोली देने के बाद निरस्ता या वापस नहीं की जा सकती है। बोलीदाता को उपलब्ध कराई गई सूच्य अर्थात् ई की दी गई सभी बोलाया केवल उसके द्वारा दी गई बोली माननी जाएगी।
१३. ई-नीलामी प्रक्रिया समाप्त होने पर, उच्चतम बोलीदाता को उसके द्वारा उद्धृत अधिक बोली की राशि की पुष्टि तत्काल ई-मेल द्वारा प्राधिकृत अधिकारी, कैपी लोबल कैपिटल लिमिटेड, आर्थरिक कार्यालय, प्लॉट नंबर ३बी, इंदिरा तल, पूना रोड, नई दिल्ली-11०००५ तथा सेवा प्रदाता दोनों को भेजनी होगी, ताकि उसके ई-नीलामी प्राधिकृत में सफल बोलीदाता घोषित किया जा सके।
१४. सफल बोलीदाता को बोली राशि की २५ प्रतिशत राशि (ईम्प्ली सहित) बोली उसके पक्ष में उद्धृत पक्ष/बिक्री के २४ घंटे के भीतर बोलीदाता को नीलामी तथा बोली राशि की ७५ प्रतिशत राशि बिक्री की तिथि से 1५ दिन के भीतर कैपी लोबल कैपिटल लिमिटेड के पक्ष में डीडी/ऑर्डर/एन्ड/एड/आरटी/आरटीएस के माध्यम से भेजनी होगी।
१५. सफल बोलीदाता/नीलामी क्रेता द्वारा निर्धारित राशियों का भुगतान प्रिन्तुल अवधि के भीतर करने में चूक की स्थिति में, बिक्री पदर कर दी जाएगी तथा पहले जाना जा चुकी राशियाँ (ईम्प्ली सहित) उच्च कर बोलीदाता और समर्पित द्वारा बिक्री हेतु रद्द कर दी जाएगी।
१६. सफल बोलीदाता के अग्रपक्ष पर प्राधिकृत अधिकारी द्वारा बोली राशि की कटायन सूचना दृष्टावत को लिए समर्थन, एकाग्रता अथवा निष्कांतपूर्ण लिखित रूप में अथवा बढाया जा सकता है।
१७. सफल बोलीदाता को बिक्री मूल्य की 1 प्रतिशत राशि ब्याट्ट ईम्प्ली राशि (सर्व) से अथवा करनी होगी इदरन्तरे सफ्टिके प्राधिकृत अधिकारी के पास जान करना होगा तथा बिक्री मूल्य की पूरी राशि (1 प्रतिशत टैडीएस काटने के बाद), ईम्प्ली समायोजित करके उद्धृत, प्राधिकृत अधिकारी द्वारा ऑनर स्वीकार किए जाने के 1५ कार्यदिवस के भीतर अथवा प्राधिकृत अधिकारी द्वारा उपयुक्त विचारित विचारित अवधि के भीतर अथवा बढाया नहीं होगी, जिसमें अस्फल रहने पर जाना की गई खर्चर जान जान कर दी जाएगी।
१८. म्युनिफिसिपल/पंचायत कर, बिजली बकाया (यदि कोई) तथा किसी अन्य प्राधिकरण बकाया (यदि कोई) का भुगतान बिक्री प्रमाणपत्र के निर्गमन से पूर्व सफल बोलीदाता द्वारा किया जाएगा। बोलीया समर्पित से संबंधित सभी कार्यालय बकाया को ध्यान में रखकर दी जाना चाहिए।
१९. प्राधिकृत बोलीदाता द्वारा सफल बोलीदाता के पक्ष में बिक्री प्रमाणपत्र उसके द्वारा पूर्ण मूल्य/बोली राशि जान करके तथा सभी करों/प्राप्ति के भुगतान के संबंध में आवश्यक प्रमाण प्रस्तुत करने पर ही जारी किया जाएगा।
२०. हस्तांतरण, स्टाम्प ड्यूटी, पंजीकरण हेतु लागू कानूनी प्रभाव तथा अन्य अनुबंधी प्रभाव नीलामी करके को बहुत करके होंगे।
२१. प्राधिकृत अधिकारी बिना कोई कारण बताए ई-नीलामी बिक्री कार्यवाही प्रत्याखान/निस्तार कर सकते हैं। ई-नीलामी बिक्री कार्यक्रम बिक्री की निर्धारित तिथि से 1५ से कम दिन पहले की तिथि हेतु प्राथम्यता करने की स्थिति में, यह सेवा प्रदाता की वेसाइट पर प्रकाशित की जाएगी।
२२. प्राधिकृत अधिकारी का निर्णय अतिरिक्त बोलीदाता होगा तथा चुनौती नहीं दी सकती है।
२३. सभी बोलीदाता, जिनके द्वारा बोलाया प्रस्तुत की गई है, यह जान जाननी चाहिए कि वे ई-नीलामी बिक्री के नियम एवं शर्तें एवं समझ चुके हैं तथा उनका अधीन बाध्य होंगे।
२४. समर्पित में रखी धल वस्तु (यदि कोई) इस बिक्री का अग नहीं है।
२५. अतिरिक्त विवरण तथा पुरावा के लिए प्राधिकृत अधिकारी, कैपी लोबल कैपिटल लिमिटेड : श्री अतिरिक्त नाम मोहानल नंबर 9013255520/7400445137 से सम्पर्क करें।
२६. यह प्रकाशन उच्च अक्षर के कर्जदार/बैंकदाता/गारंटर को प्रतिबुद्धि हित (प्रवर्तन) निमामवली, २००२ के नियम ८(६) तथा ९(१) के तहत, उपर्यवर्णित विधि/स्वयन पर नीलामी बिक्री आयोजित करने के संबंध में 1५ (पंद्रह) दिन का कानूनी नोटिस देना है।
- विधेय अद्वय/बोलीदाता:** बोलीदाताओं को अतिरिक्त निर्णय अथवा क्षणों में सफल बोलीदान के प्रवृत्ति को स्वयं के हित में त्यागना होगा। ना तो कैपी लोबल कैपिटल लिमिटेड और ना ही सेवा प्रदाता बोलीदाता की ओर से किसी फिकलता/अपेक्षा (विशुद्ध विचारिता, इदरन्तरे फिकलता इत्यादि) हेतु उत्तरदायी होगी। ऐसी स्थिति से बचने के क्रम में बोलीदाताओं से अनुरोध है कि वे अक्षिप्त बैकअप पॉवर अपरुर्ति इत्यादि जैसे आवश्यक व्यवस्थाएं/विचारें ध्यात रखें, ताकि वे किसी भी आकस्मिक संकटावधि से बच सकें और नीलामी में सफलतापूर्वक भाग ले सकें।

विद्येय अनुसूच/चैतव्यी : बोलीदाताओं को अग्रिम विफलता अथवा भाषा में बोलीदान करने की प्रवृत्ति को स्वयं के हित में त्यागना होगा। ना तो कौड़ी लालच कैंपेडल सिमिटेड और ना ही सेवा प्रदाता बोलीदाता को याचने को किसी विफलता/कमी (विद्युत विफलता, इंटरनेट विफलता इत्यादि) हेतु उत्तरदायी होगा। ऐसी स्थिति से बचने के क्रम में बोलीदाताओं से अनुरोध है कि वे अपेक्षित बैकअप पावर आपूर्ति इत्यादि जैसी आवश्यक व्यवस्थाएं (विद्युत तैयार रखें, टांके व किसी भी आकस्मिक कण्टाक्ट से बच सकें और नौलागी में सफलतापूर्वक भाग ले सकें)।

स्थान : दिल्ली/एनसीआर तिथि : 27-10-2025

हस्ता/- (प्राधिकृत अधिकारी) कैप्री ग्लोबल कैपिटल लिमिटेड